

ST. MARY'S ACADEMY

CLASS 1

CLASS 1

ENGLISH

ST. MARY'S ACADEMY

CLASS 1

Name: _____

Section: _____

Subject: English

Worksheet No: 1-

Q1. Make sentences.

1. Book

2. Ball

3. Bag

4. Cat

5. Class

Q2. Write plural of the given words.

Singular

Plural

Car

Tree

Fan

Book

Pen

Q3. Learn the following words for dictation.

1. Bed 2. Hat 3. Apple 4. Orange 5. Bread

ST. MARY'S ACADEMY

CLASS 1

Name: _____

Section: _____

Subject: *English*

Worksheet No: 2

Q1. Match the following.

1. A

egg

2. An

house

3. A

orange

4. An

fish

5. A

boy

Q2. Learn the following words for dictation.

1. Book 2. What 3. When 4. How 5. Who

ST. MARY'S ACADEMY

CLASS 1

Name: _____

Section: _____

Subject: *English*

Worksheet No: 3

Q1. Write five sentences about your mother.

Q2. Make sentences.

1. Flower

2. House

3. Pencil

4. Bottle

Q3. Learn the following words for dictation.

1. Hot 2. Door 3. Fan 4. Window 5. Garden

ST. MARY'S ACADEMY

CLASS 1

Name: _____

Section: _____

Subject: English

Worksheet No: 4

Q1. Circle the noun.

1. My house is big.
2. My school is clean.
3. The flower is red.
4. The boy is tall.
5. The girl is pretty.

Q2. Write masculine.

Masculine

Feminine

1. Queen _____
2. Niece _____
3. Daughter _____
4. Hen _____
5. Wife _____

Q3. Learn the following words for dictation.

1. Has 2. Have 3. There 4. Where 5. Near

ST. MARY'S ACADEMY

CLASS 1

Name: _____

Section: _____

Subject: English

Worksheet No: 5

Q1. Use the preposition to complete the given sentences

(in – on – under – behind)

1. (The fish is _____ the water.)
2. (The clock is _____ the table.)
3. (The dog is _____ the chair.)
4. (The boy is _____ the tree.)

Q2. Answer these questions.

1. What is your name?

2. What is your father's name?

3. What is your mother's name?

Q3. Learn the following words for dictation.

1. Jam
2. Butter
3. Milk
4. Sugar
5. Juice

ST. MARY'S ACADEMY

CLASS 1

Name: _____

Section: _____

Subject: English

Worksheet No: 6

Q1. Rewrite the jumbled sentences.

1. The black crow is.

2. The pretty is girl.

3. My heavy is bag.

4. This is cold water.

5. My black is shirt.

Q2. Learn the following words for dictation.

1. Please 2. Sorry 3. Good 4. thank you 5. Laugh

ST. MARY'S ACADEMY

CLASS 1

Name: _____

Section: _____

Subject: *English*

Worksheet No: 7

Q1. Use pronouns to complete the sentences.

(he, she, you, we, they)

1. _____ are playing cricket.

2. _____ are reading a story.

3. _____ is running fast.

4. _____ is drawing a picture.

5. _____ are my friends.

Q2. Learn the following words for dictation.

1. Head 2. Hair 3. Nose 4. Face 5. Hand

ST. MARY'S ACADEMY

CLASS 1

Name: _____

Section: _____

Subject: *English*

Worksheet No: 8

Subject: Self-assessment Sheet.

Q1. Write five sentences about your mother.

Q2. Make sentences.

1. Bed

2. Hat

3. Apple

4. Orange

5. Bread

ST. MARY'S ACADEMY

CLASS 1

CLASS 1

MATHS

ST. MARY'S ACADEMY

CLASS 1

Name: _____

Section: _____

Subject: *MATHS*

Worksheet No: 9-


ADDITION




Addition means joining of groups.

Examples

(i)

$$\begin{array}{r} 3 \\ + 2 \\ \hline 5 \end{array}$$


(ii)

$$\begin{array}{r} 1 \\ + 5 \\ \hline 6 \end{array}$$


Add the following:

(a)

$$\begin{array}{r} 5 \\ + 4 \\ \hline \\ \hline \end{array}$$

(c)

$$\begin{array}{r} 3 \\ + 3 \\ \hline \\ \hline \end{array}$$

(e)

$$\begin{array}{r} 7 \\ + 1 \\ \hline \\ \hline \end{array}$$

(b)

$$\begin{array}{r} 3 \\ + 3 \\ \hline \\ \hline \end{array}$$

(d)

$$\begin{array}{r} 3 \\ + 2 \\ \hline \\ \hline \end{array}$$

ST. MARY'S ACADEMY

CLASS 1

Name: _____

Section: _____

Subject: Maths

Worksheet No: 10-

Read, Write and Learn.

2 Times table.

$2 \times 1 = 2$		
$2 \times 2 = 4$		
$2 \times 3 = 6$		
$2 \times 4 = 8$		
$2 \times 5 = 10$		
$2 \times 6 = 12$		
$2 \times 7 = 14$		
$2 \times 8 = 16$		
$2 \times 9 = 18$		
$2 \times 10 = 20$		

ST. MARY'S ACADEMY

CLASS 1

Name: _____

Section: _____

Subject: Maths

Worksheet No: 11-

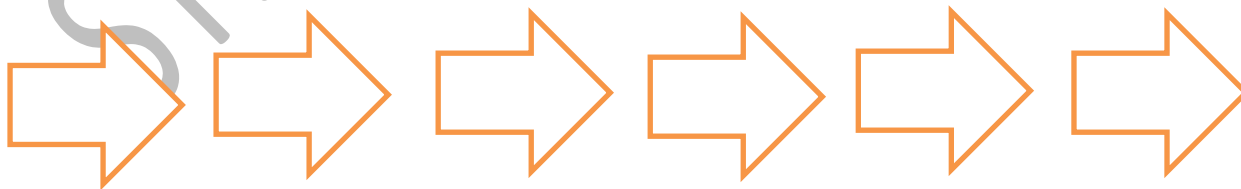
Arrange the numbers in ascending order.

Write the numbers from smaller to bigger.

(a) 4 , 12 , 26 , 13 , 1 , 8



(b) 14 , 36 , 42 , 7 , 8 , 22



ST. MARY'S ACADEMY

CLASS 1

Name: _____

Section: _____

Subject: Maths

Worksheet No: 12-

Read, Write and learn ordinal numbers.

1 st First		
2 nd Second		
3 rd Third		
4 th Fourth		
5 th Fifth		
6 th Sixth		
7 th Seventh		
8 th Eighth		
9 th Ninth		
10 th Tenth		

ST. MARY'S ACADEMY

CLASS 1

Name: _____

Section: _____

Subject: Maths


Worksheet No: 13-

SUBTRACTION ■


Subtraction means taking away.

Examples

(ii)
$$\begin{array}{r} 8 \\ - 2 \\ \hline 6 \end{array}$$



(ii)
$$\begin{array}{r} 5 \\ - 3 \\ \hline 2 \end{array}$$



Subtract the following:

(c)
$$\begin{array}{r} 4 \\ - 3 \\ \hline \end{array}$$

(c)
$$\begin{array}{r} 9 \\ - 3 \\ \hline \end{array}$$

(e)
$$\begin{array}{r} 7 \\ - 2 \\ \hline \end{array}$$

(d)
$$\begin{array}{r} 6 \\ - 1 \\ \hline \end{array}$$

(d)
$$\begin{array}{r} 8 \\ - 4 \\ \hline \end{array}$$

ST. MARY'S ACADEMY

CLASS 1

Name: _____


Section: _____

Subject: Maths

Worksheet No: 14-

1. Write small, smaller and smallest.

(a)



_____ BIG _____

(b)



_____ BIG _____

ST. MARY'S ACADEMY

CLASS 1

Name: _____

Section: _____

Subject: Maths

Worksheet No: 15-


Arrange the numbers in descending order.

Write the numbers from bigger to smaller.

(a) 5 , 33 , 40 , 10 , 16 , 3



(b) 11 , 6 , 27 , 44 , 31 , 50 , 39



ST. MARY'S ACADEMY

CLASS 1

Name: _____ Section: _____

Subject: Maths

Worksheet No: 16-

Assessment Worksheet

Q1. Solve these questions.

(a)
$$\begin{array}{r} 4 \\ + 4 \\ \hline \end{array}$$

(b)
$$\begin{array}{r} 3 \\ + 5 \\ \hline \end{array}$$

(c)
$$\begin{array}{r} 2 \\ + 7 \\ \hline \end{array}$$

Q2. Write ordinal numbers.


(a) 4th _____

(b) 7th _____

(c) 2nd _____

Q3. Arrange the numbers in ascending order.

(c) 2 , 16 , 34 , 29 , 6 , 1



ST. MARY'S ACADEMY

CLASS 1

CLASS 1 SCIENCE

ST. MARY'S ACADEMY

CLASS 1

Name: _____

Section: _____

Subject: Science

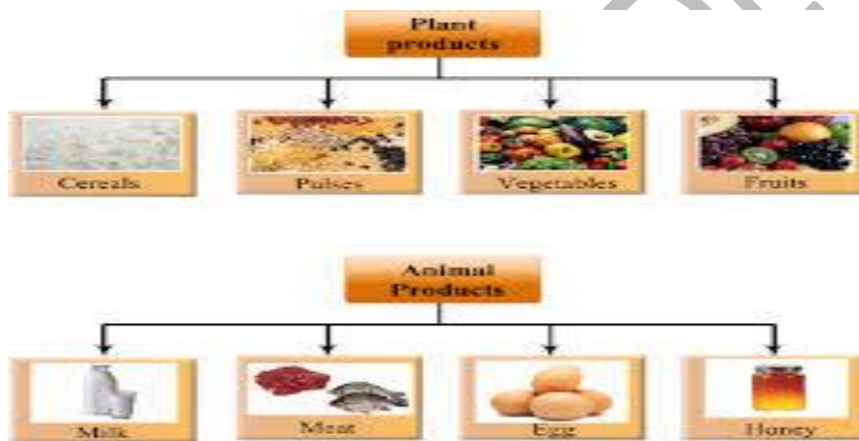
Worksheet No: 1-

Healthy Habits

Food gives us energy to work, think, and play.

Some foods come from plants and some foods come from animals.

Like vegetables, eggs, milk, grains, meat, butter, fruits, cereals oils etc.



Q. Write down five foods from plants and five foods from animals.

Foods from plants	Foods from animals
1.	1.
2.	2.
3.	3.
4.	4.
5.	5.

ST. MARY'S ACADEMY

CLASS 1

Name: _____

Section: _____


Subject: Science

Worksheet No: 2-

Healthy Habits

There two type of foods .Healthy food such as meat, milk, fruits, juices, vegetables, nuts etc. And junk foods such as chips, cold drinks, ice-creams, Cheetos, chocolates, sweets etc. Healthy food gives us energy to work, think, and play. But junk foods are not good for us and destroy our bones, teethe and body.

Q. Circle healthy food with blue colour and junk food with red colour.



ST. MARY'S ACADEMY

CLASS 1

Name: _____

Section: _____

Subject: Science

Worksheet No: 3-

Healthy Habits

We need to look after our bodies so we can be healthy and strong.

Q. Draw your favourite healthy food and colour it.

A large empty rectangular box with a black border, intended for a drawing. A faint, diagonal watermark reading "ST. MARY'S ACADEMY" is visible across the box.

ST. MARY'S ACADEMY

CLASS 1

Name: _____

Section: _____

Subject: Science

Worksheet No: 4-

Healthy Habits

We should look after ourselves by some good habits.



Q. Match the columns

A

Cut your nail

Wash your hands

Take bath

Do exercise

Comb your hair

B



ST. MARY'S ACADEMY

CLASS 1

Name: _____

Section: _____

Subject: Science


Worksheet No: 5-

Plants

Plants give us food and vegetables .We also use plants to provide shade and shelter.

A plant have four main parts roots, stem, leaf and fruit or flower.

Q. Label the plant and colour it.



ST. MARY'S ACADEMY

CLASS 1

Name: _____

Section: _____

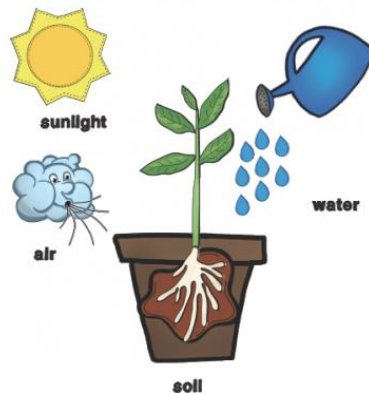
Subject: Science

Worksheet No: 6-

Plants

There are many kinds of plants. Plants are living things and they need air, water, sunlight, and good soil to grow well.

Plant Needs



Q. What does a plant need to grow well?

1. _____

2. _____

3. _____

4. _____

ST. MARY'S ACADEMY

CLASS 1

Name: _____

Section: _____


Subject: Science

Worksheet No: 7-

Living and non-living things

There are two types of things. Living and non-living things. Living things breathe, move, eat, grow, and have young ones.

Non-Living things cannot breathe, move and move.



engkids.com

Write name of five living thing and five non-living things

Living things	Non-living things

ST. MARY'S ACADEMY

CLASS 1

Name: _____

Section: _____

Subject: Science

ASSESSMENT

Q.1; Write the names of parts of a plant?

Ans: 1. _____

2. _____

3. _____

4. _____

Q.2: Write the names of things which come from Plants

Ans: 1. _____


2. _____

3. _____

4. _____

5. _____

Q.3: Label the plant and colour it



ST. MARY'S ACADEMY

CLASS 1

Q.4: What does a plant need to grow well?

Ans:

Q.5: Write name of five living thing and five non-living things.

Living things	Non-living things

ST. MARY'S ACADEMY

CLASS 1

CLASS 1

URDU

ST. MARY'S ACADEMY

CLASS 1

Name: _____

Section: _____

Subject: URDU

ورک شیٹ نمبر: 1

سوال: مندرجہ ذیل حروف کو "ا" "و" "ی" "ے" سے ملائیں۔

ا	و	ی	ے	ب
_____	_____	_____	_____	_____
_____	_____	_____	_____	ت
_____	_____	_____	_____	_____
_____	_____	_____	_____	ک
_____	_____	_____	_____	_____
_____	_____	_____	_____	س
_____	_____	_____	_____	_____
_____	_____	_____	_____	ف
_____	_____	_____	_____	_____
_____	_____	_____	_____	ن

سوال: املا کے الفاظ کی مشق

تھا تھی تھیں بھی پھر ہیں

سوال: الفاظ کے جملے بنائیں۔

گھر: _____

ہیں: _____

نے: _____

پھر: _____

مل: _____

ST. MARY'S ACADEMY

CLASS 1

Name: _____

Section: _____

Subject: URDU

ورک شیٹ نمبر: ۲

سوال: جوڑ کے توڑ لکھیں۔

توڑ	جوڑ
	کام
	محبت
	عزت
	استاد
	اپنا

سوال: توڑ کے جوڑ لکھیں۔

جوڑ	توڑ
	والد
	اچھ چھا
	کتاب
	بادل
	کتاب

سوال: اللہ کی دی نعمتوں کے نام لکھیں اور تصاویر لگائیں۔

St.

ST. MARY'S ACADEMY

CLASS 1

Name: _____

Section: _____

Subject: URDU

ورک شیٹ نمبر: ۳

سوال: لکھائی کی مشق۔

دلیس ہمارا ہم کو پیارا ہم سب کی آنکھوں کا تارا

سوال: نظم دلیس ہمارا سے ہم آواز الفاظ لکھیں۔

ہم آواز

: الفاظ

: پیارا

: شان

: ایمان

: بتایا

: گائیں

سوال: املا کے الفاظ۔

ہمارا پیارا تارا شان آن خوشی

ST. MARY'S ACADEMY

CLASS 1

Name: _____

Section: _____

Subject: URDU

ورک شیٹ نمبر: ۴

سوال: چٹیاں (بھاری آوازیں)

ا و ی ے

بھ: _____

تھ: _____

جھ: _____

گھ: _____

کھ: _____

سوال: مذکر کے مونث لکھیں۔

مذکر	مونث
لڑکا	
بندر	
بھائی	
بکرا	
شیر	

سوال: سنہتی

۲: _____ ۱: _____ ۳: _____

۴: _____ ۵: _____

ST. MARY'S ACADEMY

CLASS 1

Name: _____

Section: _____

Subject: URDU

ورک شیٹ نمبر: ۵ لکھائی کی مشق۔

میرا نام _____ ہے۔

سوال: ہر چیز جگہ یا شخص کے نام کو اسم کہتے ہیں۔ چند کے نام لکھیں۔

۱: میرا نام _____ ہے۔

۲: میرے شہر کا نام _____ ہے۔

۳: میں ایک _____ ہوں۔

۴: میرا بوکا کا نام _____ ہے۔

۵: ہمارے دیس کا نام _____ ہے۔

۶: دن کو _____ کہتا ہے۔

سوال: الفاظ کے جملے بنائیں۔

الفاظ : جملے

خوشی : _____

دُنیا : _____

شان : _____

دیس : _____

تارا : _____

ST. MARY'S ACADEMY

CLASS 1

Name: _____

Section: _____

Subject: URDU

ورک شیٹ نمبر: ۶

اللہ: سوال:

اللہ ایک ہے۔ اللہ ہمارا رب ہے۔ اُس نے ہمیں پیدا کیا ہے۔ وہ زمین اور آسمان کا رب ہے۔ وہ دن اور رات کا مالک ہے۔
وہ ہم سب کا مالک ہے۔
سوال: ہمارا رب کون ہے؟

ج: _____

سوال: ہمیں کس نے پیدا کیا ہے؟

ج: _____

سوال: دُرست جواب سے خالی جگہ پُر کریں۔

۱: سال میں _____ موسم ہوتے ہیں۔ (چار - پانچ)

۲: دھنک میں _____ رنگ ہوتے ہیں؟ (سات - نو)

۳: بلبل کا پیچہ _____ پیتا تھا۔ (پانی - دودھ)

۴: میں نے _____ سے کھانا کھایا۔ (ہاتھ - پاؤں)

سوال: پاکستان کا جھنڈا بنا میں اور رنگ بھریں۔



ST. MARY'S ACADEMY

CLASS 1

Name: _____

Section: _____

Subject: URDU

ورک شیٹ نمبر: ۷

جائزہ

سوال: ہر چیز، جگہ یا شخص کے نام کو اسم کہتے ہیں۔ چند کے نام لکھیں۔

۱: میرا نام ----- ہے۔

۲: میرے شہر کا نام ----- ہے۔

۳: میں ایک ----- ہوں۔

۴: میرے باپ کا نام ----- ہے۔

۵: ہمارے دیس کا نام ----- ہے۔

۶: دن کو ----- کہلاتا ہے۔

سوال: کتنی (۱۱ - ۱۵)

۱۱: ----- ۱۲: ----- ۱۳: -----

۱۴: ----- ۱۵: -----

سوال: ہم آواز لکھیں۔

الفاظ : ہم آواز

پیارا :

شان :

ایمان :

ST. MARY'S ACADEMY

CLASS 1

Name: _____

Section: _____

Subject: URDU

سوال: ایک سے بیس تک گنتی لکھیں:

- | | |
|-----------|------------|
| 1: ایک | 2: دو |
| 3: تین | 4: چار |
| 5: پانچ | 6: چھ |
| 7: سات | 8: آٹھ |
| 9: نو | 10: دس |
| 11: گیارہ | 12: بارہ |
| 13: تیرہ | 14: پندرہ |
| 15: پندرہ | 16: سولہ |
| 17: سترہ | 18: اٹھارہ |
| 19: انیس | 20: بیس |

سوال: دنوں کے نام لکھیں۔

- | | |
|---------|-----------|
| 1: ہفتہ | 2: اتوار |
| 3: پیر | 4: منگل |
| 5: بدھ | 6: جمعرات |
| 7: جمعہ | |

سوال: جملوں کی ترتیب درست کریں:

- 1: ضرورت کی مندر کرو۔ بدو۔ ضرورت مند کی مدد کرو
- 2: استاد عزت کرو۔ کی۔ استاد کی عزت کرو
- 3: آپؐ ہر اپنا خود کرتے۔ کام۔ آپؐ اپنا ہر کام خود کرتے
- 4: آپؐ والد نام کے کا عبداللہؑ حضرت تھا۔ آپؐ کے والد کا نام حضرت عبداللہؑ تھا