

ST. MARY'S ACADEMY

CLASS 1

CLASS 1

ENGLISH

ST. MARY'S ACADEMY

CLASS 1

Name: _____

Section: _____

Subject: English

Worksheet No: 1-

Q1: Write A-a to Z-z

Q2: Matching

B

d

Q

t

R

b

T

q

D

r

ST. MARY'S ACADEMY

CLASS 1


Name: _____

Section: _____

Subject: English


Worksheet No: 2-

Q1. Write words under the picture and color them.









ST. MARY'S ACADEMY

CLASS 1

Name: _____

Section: _____

Subject: English

Worksheet No: 3-

Q1. Make words with "at" and "u" sound.

1. Cat

1. C _ p

2. M ____

2. J _ g

3. R ____

3. M _ g

4. B ____

4. R _ g

5. F ____

5. B _ g

TASK: Read pg. no. 4 on Progressive English Book.

ST. MARY'S ACADEMY

CLASS 1

Name: _____

Section: _____

Subject: English

Worksheet No: 4-

Q1. Write plurals of these singulars

Singular

Plural

Cat

Chair

Table

Boy

Dog

Q2. Write feminine of these masculine.

Masculine

Feminine

Father

Brother

Boy

Uncle

ST. MARY'S ACADEMY

CLASS 1

Name: _____

Section: _____

Subject: English

Worksheet No: 5-

Circle the picture

First Grade Vocabulary Worksheet

Circle the picture on each line that has the same meaning as the word.

cat



den



pin



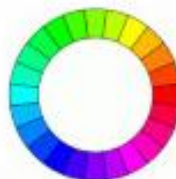
box



run



dot



ST. MARY'S ACADEMY

CLASS 1

Name: _____

Section: _____

Subject: English

Worksheet No: 6-

Q1. Fill in the blanks.

plane

apple

desk

fish

house



The _____ is sweet.



I live in a _____.

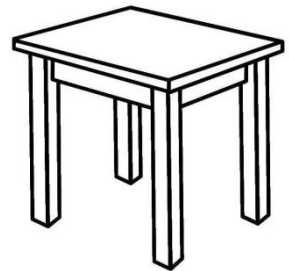


A _____ flies in the air.



A _____ can swim.

I do homework at a _____.



ST. MARY'S ACADEMY

CLASS 1

Name: _____

Section: _____

Subject: English

Worksheet No: 7-

Short Vowel Sounds

Write in the correct vowel sound to complete each word.

Vowels				
a	e	i	o	u

1) _ pple



5) b _ nch



2) s _ t



6) v _ n



3) d _ g



7) b _ s



4) r _ d



8) p _ g



ST. MARY'S ACADEMY

CLASS 1

Name: _____

Section: _____

Subject: English

Worksheet No: 8-

Assessment Sheet

Q1: Complete the words

a) C _ _


b) M _ g

c) B _ _

d) R _ t

e) J _ g

Q2: Match the words with the picture.



flowers



apple



dog

ST. MARY'S ACADEMY

CLASS 1

CLASS 1

MATHS

ST. MARY'S ACADEMY

CLASS 1

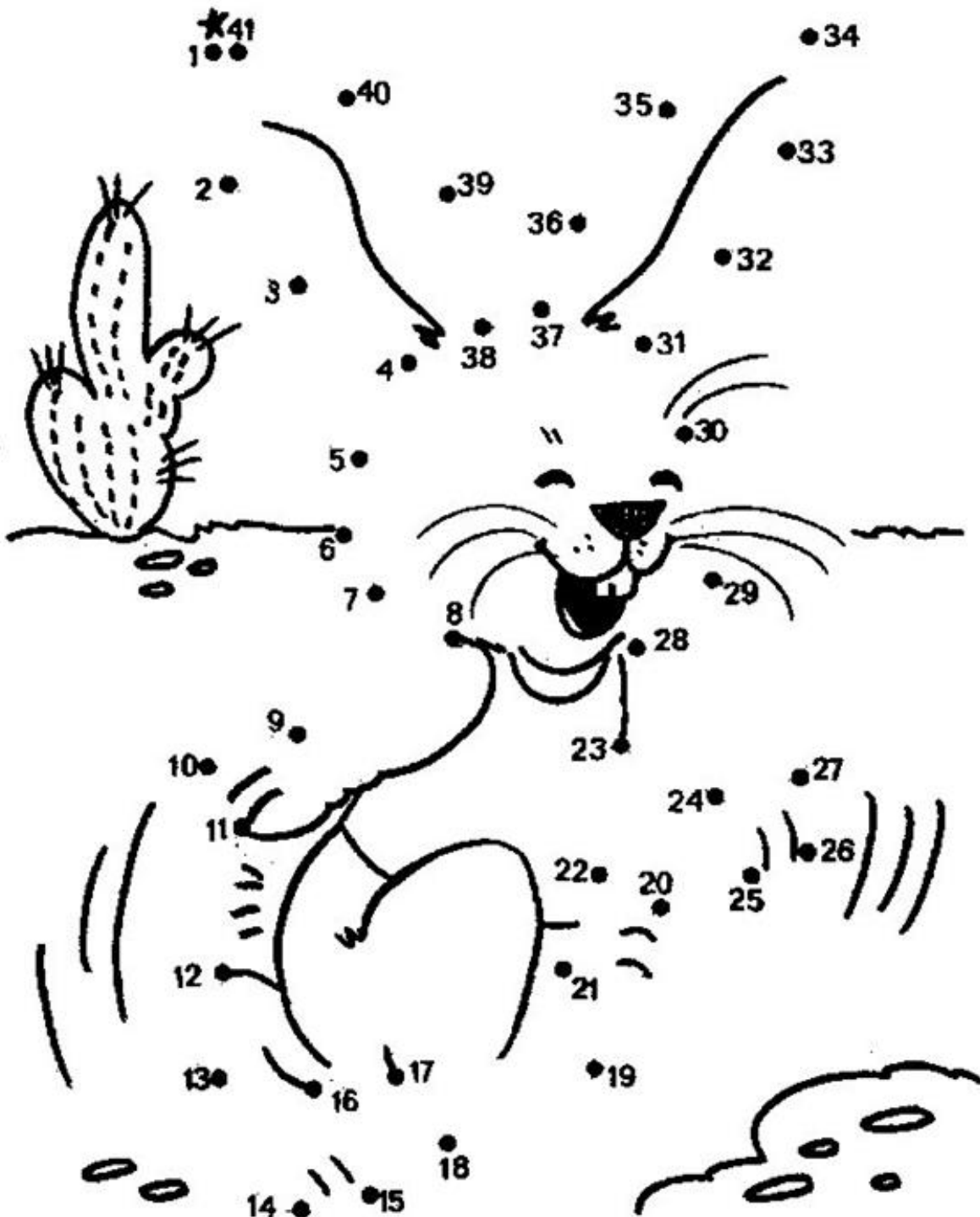
Name: _____

Section: _____

Subject: Maths

Worksheet No: 1-

Q1: Complete the picture by joining the dots and color.



ST. MARY'S ACADEMY

CLASS 1

Name: _____

Section: _____

Subject: Maths

Worksheet No: 2-

Q2: Write and read aloud. Counting 0 – 50.

T	O

T	O

T	O

T	O

T	O



ST. MARY'S ACADEMY

CLASS 1







Name: _____

Section: _____

Subject: Maths

Worksheet No: 3-

Q3: Count the objects in each group and write the answer in the box. Color the groups of 5 red, groups of 7 green and groups of 4 blue.

ST. MARY'S ACADEMY

CLASS 1

Name: _____

Section: _____

Subject: Maths

Worksheet No: 4-

Q4: Unscramble the words and match them to the correct number using different colors.

12

7

15

9

5

11

13

6

enytw

ntheeirt

eno

ent

eenxits

ifve

eenhgtei

evnse

wevtel

nein

wot

eentevnse

ofru

feentfi

xsi

eehtr

eentofru

eentnein

hgtei

neleve

16

2

17

19

4

14

8

3

7

10

18

20

7

ST. MARY'S ACADEMY

CLASS 1



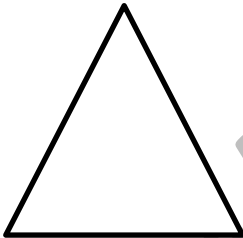


Name: _____

Section: _____

Subject: Maths

Worksheet No: 5-

Q5: Shapes. Fill in the chart.

Shape	Draw It	Name It
		
		
		
		
		

ST. MARY'S ACADEMY

CLASS 1

Name: _____

Section: _____

Subject: Maths



Worksheet No: 6-

Q6: Comparison. Follow the instructions in given in each box.

a) Color the smaller teddy bear blue and bigger teddy bear red.



b) Tick the longer pencil and circle the shorter pencil.



c) Color the taller tree green and brown. put a cross on short shorter tree.





ST. MARY'S ACADEMY

CLASS 1

Name: _____

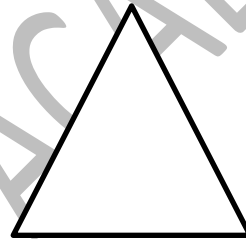


Section: _____

Subject: Maths

Worksheet No: 8-

Assessment Sheet

Q1: Write names under these shapes.



Q2: Fill in the missing numbers.

25		27		29			32		34
----	--	----	--	----	--	--	----	--	----

	51		52		54		56		58
--	----	--	----	--	----	--	----	--	----

88			91			94			
----	--	--	----	--	--	----	--	--	--

ST. MARY'S ACADEMY

CLASS 1

Q3: Write number names.

12

23

11

30

18

15

19

20

14

Q4: Draw.

A big and a small apple

A long and a short snake

Note: Learn times tables 2 to 5

ST. MARY'S ACADEMY

CLASS 1

CLASS 1 SCIENCE

ST. MARY'S ACADEMY

CLASS 1

Name: _____

Section: _____

Subject: Science

Worksheet No: 1-

The Human Body

When you look in a mirror, you see your body. Your body is made up of many parts. Each part of your body has a name.

Match the body part with its name.



Hand




Lips



Nose



Ear



Eye

ST. MARY'S ACADEMY

CLASS 1

Name: _____

Section: _____

Subject: Science

Worksheet No: 2-

The Human Body

We use our mouth to eat and speak. We use hands to hold things. We use our feet to run, walk or move. We use our ears to listen. We use our eyes to see.

Q. Fill in the blanks.

1- I can here with my _____ .

2-I can see with my _____ .

3- I can hold things with my _____ .

4-We use our feet to _____ , run or move.

5-I eat with my _____ .

ST. MARY'S ACADEMY

CLASS 1

Name: _____

Section: _____

Subject: Science

Worksheet No: 3-

The Human Body

We smell with our nose. We listen music with our ears.
We use our legs for cycling .We can bend our legs with
the help of our knees. We use our hands to do work.

Q. Circle the part of the body that is being used for
each action.



Ears/hands




Eyes/ears



Mouth/nose



Nose/knees



Head/legs

ST. MARY'S ACADEMY

CLASS 1

Name: _____


Section: _____

Subject: Science

Worksheet No: 4-

The human body

Q: Label the parts of body.



ST. MARY'S ACADEMY

CLASS 1

Name: _____

Section: _____

Subject: Science

Worksheet No: 5-

Living things

Human beings, plants and animals are all living things. All living things need air to breathe. All living things need food and water to stay alive and to grow.

Q: Tick (✓) the living things only.



ST. MARY'S ACADEMY

CLASS 1

Name: _____

Section: _____

Subject: Science


Worksheet No: 6-

Living things


Human beings eat food that comes from both plants and animals.



Apple



Chicken



Eggs



Spinach



Fish



Tomato



Mutton



Carrot

Separate the food items into two groups

Food from animals	Food from plants

ST. MARY'S ACADEMY

CLASS 1

Name: _____

Section: _____

Subject: Science

Worksheet No: 7-

Living things

Only living things grow. A baby girl grows up to a woman. A baby boy grows up to a man. Plants and animals also grow. Tiny plants grow into large plants or trees. Baby animals grow and become adult animals.

Q. Choose the correct answer.

2- Tiny plants grow into _____.(man, trees, bush)

3- 2-A baby girl grow up to be a _____.(boy, woman, man)

4- A _____ grows up to be a man. (baby girl, woman, baby boy)

5- Only _____ things grow.(living,non living)

6- Baby animals grow and become _____ animals. (infant, adult, old)

ST. MARY'S ACADEMY

CLASS 1

Name: _____

Section: _____

Subject: Science

Worksheet No: 8-

Assessment Sheet

Q1: What is our body made up of?

Q2: What does all living things need to breathe?

Q3: Fill in the blanks.

1- We smell with our _____.

2- We _____ with our eyes.

3- _____ plants grow into large plants.

4- All living things need _____ and water to stay alive.

5- Human beings eat food that comes from _____ and animals.

Q4: Write T for true and F for false statement.

1-We are human beings. _____

2-I can smell with my ears. _____

3-Living things need air to breathe. _____

4-A baby boy grows up to be a woman. _____

5-Our body is made up of many parts. _____

ST. MARY'S ACADEMY

CLASS 1

CLASS 1

URDU

ST. MARY'S ACADEMY

CLASS 1

Name: _____

Section: _____

Subject: Urdu

Worksheet No: 1-

ورک شیٹ نمبر : ۱
سوال : توڑ کے جوڑ لکھیں :

توڑ	جوڑ
ہ - م	
س - ب	
ک - ر	
د - ے	
ب - یں - ا	

جوڑ کے توڑ لکھیں :

توڑ	جوڑ
ہمارا	
شکر	
ایک	
ہے	
کرنا	

املا کے الفاظ کی مشق کریں :

اللہ	اناج	مالک	رات	سورج
_____	_____	_____	_____	_____
_____	_____	_____	_____	_____

کوئی سے الفاظ لکھیں جن میں نقطے نہ ہوں

- ۱: _____
- ۲: _____
- ۳: _____
- ۴: _____
- ۵: _____

ST. MARY'S ACADEMY

CLASS 1

Name: _____

Section: _____

Subject: Urdu

Worksheet No: 2-

سوال: الفاظ کو جملوں میں استعمال کریں:

جملے	الفاظ
	ہے
	کا
	ہر
	دن
	بچا

سوال: خالی جگہ پُر کریں:

۱: اللہ ----- ہے۔

۲: میں ایک ----- ہوں۔

۳: پاکستان ہمارا ----- ہے۔

۴: یہ دُنیا ----- نے بنائی ہے۔

۵: ماں باپ کا ----- کرو۔

سوال: ہے اور ہیں کا استعمال کریں۔

۱: یہ ایک لڑکا -----۔

۲: جماعت میں چالس بچے -----۔

۳: باغ میں ایک جھولا -----۔

۴: اللہ ہم سب کا مالک -----۔

۵: بکری میں میں کرتی -----۔

سوال: مذکر کے مونث لکھیں۔

مذکر	مونث
دادا	
لڑکا	
بکرا	
بانا	
مرغا	

ST. MARY'S ACADEMY

CLASS 1

Name: _____

Section: _____

Subject: Urdu

Worksheet No: 3-

ب

۱: ر : _____
۲: ج : _____
۳: س : _____
۴: ا : _____
۵: ک : _____

سوال: املا کے الفاظ کی مشق کریں:

زمین	رات	عطا	وقت	ایک
_____	_____	_____	_____	_____
_____	_____	_____	_____	_____
_____	_____	_____	_____	_____

سوال: الفاظ کو جملوں میں استعمال کریں۔

الفاظ	جملے
ایک	
رات	
رب	
پیدا	
شکر	

نوٹ: ہر روز سبق کی دولاٹن کی پڑھائی کریں اور مشکل الفاظ لکھنے کی مشق کریں۔

ST. MARY'S ACADEMY

CLASS 1

Name: _____

Section: _____

Subject: Urdu

Worksheet No: 4

سوال: ۱ سے ۱۰ تک سنٹی لکھیں۔

- _____ : ۱
- _____ : ۲
- _____ : ۳
- _____ : ۴
- _____ : ۵
- _____ : ۶
- _____ : ۷
- _____ : ۸
- _____ : ۹
- _____ : ۱۰

سوال: مناسب جواب چن کر خالی جگہ پُر کریں (پیدا، رات، رب، اللہ، شکر)

۱: اللہ ہمارا _____ ہے۔

۲: اُس نے ہمیں _____ کیا ہے۔

۳: _____ نے ہمیں ہر نعمت عطا کی ہے۔

۴: رب کا _____ ادا کرو۔

۵: وہ دن اور _____ ہے۔

سوال: خوشخط لکھیں:

ہم سب کو تو نیک بنادے سب کے دل کو ایک بنادے

ST. MARY'S ACADEMY

CLASS 1

Name: _____

Section: _____

Subject: Urdu

Worksheet No: 5-

سوال: واحد کے جمع لکھیں

جمع	واحد
	تارا
	جوتا
	انڑا
	پودا
	کمر

پھلوں کے نام لکھیں اور تصاویر بنائیں۔

ST. MARY'S ACADEMY

ST. MARY'S ACADEMY

CLASS 1

Name: _____

Section: _____

Subject: Urdu

Worksheet No: 6-

سوال: نظم حمد میں سے ہم آواز چن کر لکھیں۔

الفاظ : ہم آواز

پیارا :

رات :

برسانے :

نیک :

رب :

سوال: املا کے الفاظ:

اللہ	آسمان	نعمت	عطا	وقت	مالک
_____	_____	_____	_____	_____	_____
_____	_____	_____	_____	_____	_____
_____	_____	_____	_____	_____	_____

سوال: الفاظ کے اُلٹ لکھیں۔

الفاظ : اُلٹ

آنا :

اب :

دن :

خوش :

اندر :

سوال: جسم کے حصوں کے نام لکھیں۔

ST. MARY'S ACADEMY

CLASS 1

Name: _____

Section: _____

Subject: Urdu

Worksheet No: 7-

سوال: تخلیقی لکھائی
اپنے بارے میں لکھیں اور اپنی تصویر لگائیں۔

ST. MARY'S ACADEMY