

ST. MARY'S ACADEMY

CLASS 2

CLASS 2

ENGLISH

ST. MARY'S ACADEMY

CLASS 2

Name: _____

Section: _____

Subject: English

Worksheet No: 1-

Topic: Noun

Definition: Noun is a name of a person, place thing or an animal. E.g. boy, girl, Sara, Ali, Pakistan, city, sweets, house, school etc.

Q1: Underline the noun in the following sentences.

1. The rose is a beautiful flower.
2. The boy made a sandwich and put it on the plate.
3. The sun shone brightly.
4. We can see the moon and stars at night.
5. She ate a pizza and drank a glass of milk.
6. The monkey is hanging from the branch by its tail.
7. Children like to watch cartoons on television.
8. I like to read stories about witches and wizards.
9. The doctor gave me some medicine.
10. He fell from the swing and broke his arm.

Q2: Learn dictation words given below.

Sandwich,

Witch,

Window

ST. MARY'S ACADEMY

CLASS 2

Name: _____

Section: _____

Subject: English

Worksheet No: 2-

Topic: Kinds of Noun

There are two kinds of noun.

Common noun: A noun which is a general name for the same kind of things or places is a common noun. E.g boy, girl, city, school, sweets etc.

Proper noun: A noun which is a special name that is the name of a particular person place or thing is a proper noun. E.g Pakistan, Ali, Sara, Monday, June etc.

Q1: Complete the table.

Common noun	Proper noun

Q2: Learn following words for dictation.

Elephant, Noodles Pizza

ST. MARY'S ACADEMY

CLASS 2

Name: _____

Section: _____

Subject: English

Worksheet No: 3-

Q1: Make sentences

Words	Sentences
Book	
Window	
Table	
Chicken	
Bicycle	

Q2: Learn following words for dictation.

Wizard, Flapped, Hotel

ST. MARY'S ACADEMY

CLASS 2

Name: _____

Section: _____

Subject: English

Worksheet No: 4

Topic: Singular / Plural

We add an s to show that we mean more than one
e.g. sister sisters, boy boys, sweet sweets etc

We add -es to change the forms of nouns to show many. Usually nouns ending in _x, _ch, _sh, or _ss change their forms in this way to show many. E.g. fox foxes, bunch bunches, glass glasses.

Q1:

Singular	Plural
Eye	
Shirt	
Hill	
Pencil	
Fox	

Singular	Plural
Window	
Brush	
Glass	
Branch	
Dish	

Q2: Learn following words for dictation.

Lapped, meadow, continent

ST. MARY'S ACADEMY

CLASS 2

Name: _____

Section: _____

Subject: English

Worksheet No: 5-

Topic: Comprehension

Bobby's Room _____ What a Mess

Read the passage carefully and answer the questions given below.

Bobby's room is so untidy. Almost all his toys are on the floor. His books are all over the place. Bobby's mother makes his bed, but he throws his things on the bed and it is soon untidy again. He likes to eat potato chips, but he leaves the empty packets on the rug. His room is full of dust. Bobby does not help his mother to keep his room clean.

Q1: Where are Bobby's toys to be found?

Q2: Who makes Bobby's bed?

Q3: What does Bobby like to eat?

Q4: What does Bobby do with the empty packets of chips?

ST. MARY'S ACADEMY

CLASS 2

Q5: How does Bobby make his bed untidy?

Q2: learn the following words for dictation.

Lahore, lioness, peacock

ST. MARY'S ACADEMY

CLASS 2

Name: _____

Section: _____

Subject: English

Worksheet No: 6-

Q1: Make Sentences.

Words	Sentences
Pizza	
Dress	
Dentist	
Garden	
Fruit	

Q2: Learn following words for dictation.

Niece, nephew, galloped

ST. MARY'S ACADEMY

CLASS 2

Name: _____

Section: _____

Subject: English

Worksheet No: 7-

Topic: Paragraph Writing

Q1: Write a paragraph on SPRING SEASON.

ST. MARY'S ACADEMY

Q2: Learn the following words for dictation.

Shivered, piano, violin.

ST. MARY'S ACADEMY

CLASS 2

Name: _____

Section: _____

Subject: English

Worksheet No: 8-

Q1: Complete the table.

Common noun	Proper noun

Q2:

Singular	Plural
Pencil	
Glass	

Q3: Make sentences.

Words	Sentences
Dentist	
Book	

ST. MARY'S ACADEMY

CLASS 2

Q4: Write 5 sentences on SPRING SEASON.

ST. MARY'S ACADEMY

ST. MARY'S ACADEMY

CLASS 2

CLASS 2

MATHS

ST. MARY'S ACADEMY

CLASS 2

Name: _____

Section: _____

Subject: Maths

Worksheet No: 1-

Q1. Write in words 1-19.

1. _____ 11. _____

2. _____ 12. _____

3. _____ 13. _____

4. _____ 14. _____

5. _____ 15. _____

6. _____ 16. _____

7. _____ 17. _____

8. _____ 18. _____

9. _____ 19. _____

10. _____

Q2. Write in words.

20. _____ 60. _____

30. _____ 70. _____

40. _____ 80. _____

50. _____ 90. _____

ST. MARY'S ACADEMY

CLASS 2

Q3. Write the number names.

234. _____

341. _____

576. _____

929. _____

162. _____

ST. MARY'S ACADEMY

CLASS 2

Name: _____

Section: _____

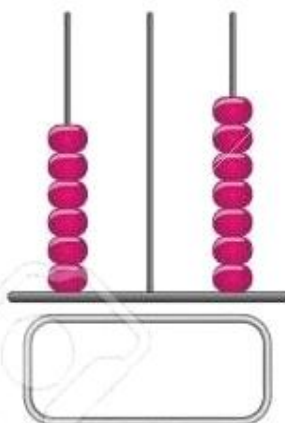
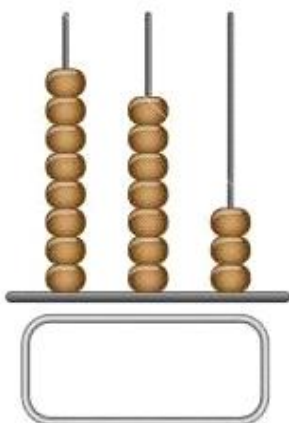

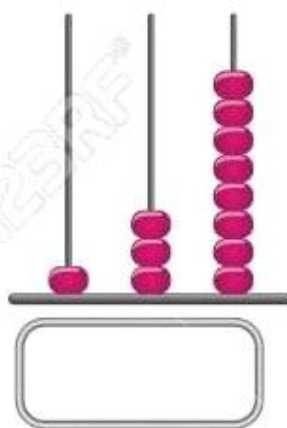
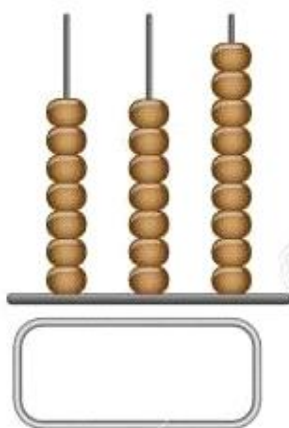
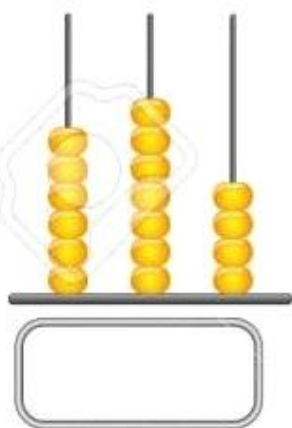
Subject: Maths

Worksheet No: 2-

Q1. Write in hundred, tens, and ones?

	Hundred	Tens	Ones
259			
361			
783			
976			

Q2. What number does the abacus show?



ST. MARY'S ACADEMY

CLASS 2

Q3. Fill in the blanks?

1.1 digit largest number is _____.

2.2 digit smallest number is _____.

3.2 digit largest number is _____.

4.3 digit smallest number is _____.

5.3 digit largest number is _____.

ST. MARY'S ACADEMY

CLASS 2

Name: _____

Section: _____

Subject: Maths

Worksheet No: 3-

Q1. Write $>$ or $<$ in empty boxes?

492 _____ 381


361 _____ 363

829 _____ 928


109 _____ 611

284 _____ 291

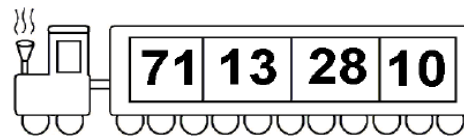
Q2. Write in ascending order?



--	--	--	--

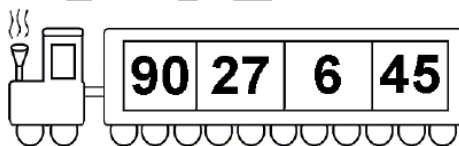


--	--	--	--

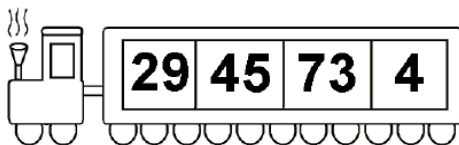


--	--	--	--


Q3. Write in descending order?



--	--	--	--



--	--	--	--



--	--	--	--

ST. MARY'S ACADEMY

CLASS 2

Name: _____

Section: _____

Subject: Maths

Worksheet No: 4

Q1. Write the number that comes?

Before	Between	After
____ 8	1 ____ 3	6 ____
____ 17	20 ____ 22	13 ____
____ 12	8 ____ 10	29 ____
____ 1	14 ____ 16	34 ____

Q2. Fill in the missing numbers?

51	52		54	55		57	58		60
61		63		65			68	69	
	72	73	74		76	77	78		80

ST. MARY'S ACADEMY

CLASS 2

Name: _____

Section: _____

Subject: Maths

Worksheet No: 5-

Q1. Write Table of 2?

$1 \times 2 =$

$2 \times 2 =$

$3 \times 2 =$

$4 \times 2 =$

$5 \times 2 =$

$6 \times 2 =$

$7 \times 2 =$

$8 \times 2 =$

$9 \times 2 =$

$10 \times 2 =$

Q2. Solve the following?

	2
x	7

	2
x	5

	2
x	8

	2
x	4

	2
x	9

	2
x	2

ST. MARY'S ACADEMY

CLASS 2

Name: _____

Section: _____

Subject: Maths

Worksheet No: 6-

Q1. Add the following?

1.
$$\begin{array}{r} 3 \\ + 5 \\ \hline \end{array}$$

2.
$$\begin{array}{r} 1 \\ + 7 \\ \hline \end{array}$$

3.
$$\begin{array}{r} 1 \\ + 6 \\ \hline \end{array}$$

5.
$$\begin{array}{r} 2 \\ + 7 \\ \hline \end{array}$$

6.
$$\begin{array}{r} 3 \\ + 1 \\ \hline \end{array}$$

7.
$$\begin{array}{r} 6 \\ + 3 \\ \hline \end{array}$$

Q2. Find the missing numbers?

$6 + 5 = \square$

$2 + \square = 7$

$\square + 9 = 16$

$12 + \square = 15$

$\square + 11 = 15$

ST. MARY'S ACADEMY

CLASS 2

Name: _____

Section: _____

Subject: Maths

Worksheet No: 7-

Q1. Add the following?

$$\begin{array}{r} 14 \\ +45 \\ \hline \end{array}$$

$$\begin{array}{r} 23 \\ +46 \\ \hline \end{array}$$

$$\begin{array}{r} 25 \\ +51 \\ \hline \end{array}$$

$$\begin{array}{r} 64 \\ +32 \\ \hline \end{array}$$

$$\begin{array}{r} 52 \\ +17 \\ \hline \end{array}$$

$$\begin{array}{r} 15 \\ +52 \\ \hline \end{array}$$

Q2. Mental Maths?

1. 79 in words _____.
2. 219 _____ 120.(<,>)
3. Place value of 7 in 742 is _____.
4. $20+30=$ _____.
5. $2 \times 4=$ _____.

Note: Learn times tables 2 to 10

ST. MARY'S ACADEMY

CLASS 2

Name: _____

Section: _____

Subject: Maths

Worksheet No: 8-

Assessment Sheet

Q1. Write the number names?

326 _____

275 _____

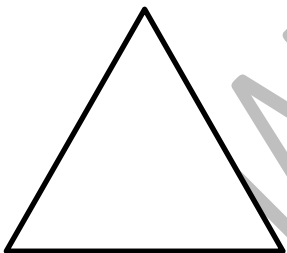
Q2. Write in ascending order?


900, 624, 849, 431, 573
_____, _____, _____, _____, _____

Q3. Write in descending order?

232, 248, 223, 218, 110
_____, _____, _____, _____, _____

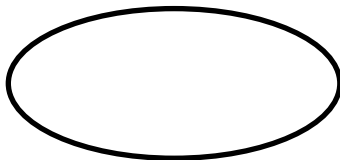
Q4. Write the name of these shapes.














ST. MARY'S ACADEMY

CLASS 2

CLASS 2 SCIENCE

ST. MARY'S ACADEMY

CLASS 2

Name: _____

Section: _____

Subject: Science

Worksheet No: 1-

Topic: Healthy Eating Habits

Q1. Circle all the foods from the following that promote healthy eating habits:



Q2. Answer the following questions:

a) What activities can you do to stay active?

ST. MARY'S ACADEMY

CLASS 2

b) How many glasses of water should you drink in a day?

c) It is important to eat vegetables every day. List some that you like.

d) Should you eat junk food every day?

e) Which foods give us protein?

ST. MARY'S ACADEMY

CLASS 2

Name: _____

Section: _____

Subject: Science

Worksheet No: 2-

Q1. Name the one or two joints mainly used in the activities shown:

fingers, ankle, knee, shoulder, wrist, hip, neck, elbow



ST. MARY'S ACADEMY

CLASS 2

Name: _____

Section: _____

Subject: Science

Worksheet No: 3-

Topic: My Body

My Body BELONGS TO



ST. MARY'S ACADEMY

CLASS 2

Name: _____

Section: _____

Subject: Science

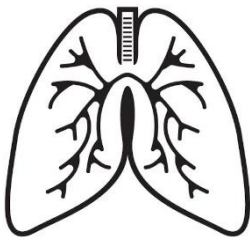
Worksheet No: 4

Topic: Organs and their functions

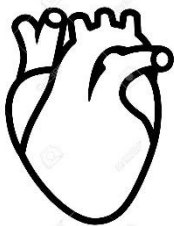


illustrations of.com #1214809

Breathes in Oxygen and breathes out Carbon Dioxide



Digests the food we eat



Controls all other organs and body parts



Pumps blood to our whole body

VectorStock.com #1214809

ST. MARY'S ACADEMY

CLASS 2


Name: _____

Section: _____

Subject: Science

Worksheet No: 5-

Q. Colour the following pictures and fill in the blanks:



1. We hear with our _____.
2. I can _____ the music from across the other room.
3. We see things with our _____.
4. We _____ food with our tongue.
5. I _____ the mountains in the distance.
6. Eyeglasses correct our _____.
7. We _____ things with our skin.
8. We have _____ senses.
9. Wow! These flowers _____ really good.
10. Would you like to _____ this cake I made?

ST. MARY'S ACADEMY

CLASS 2

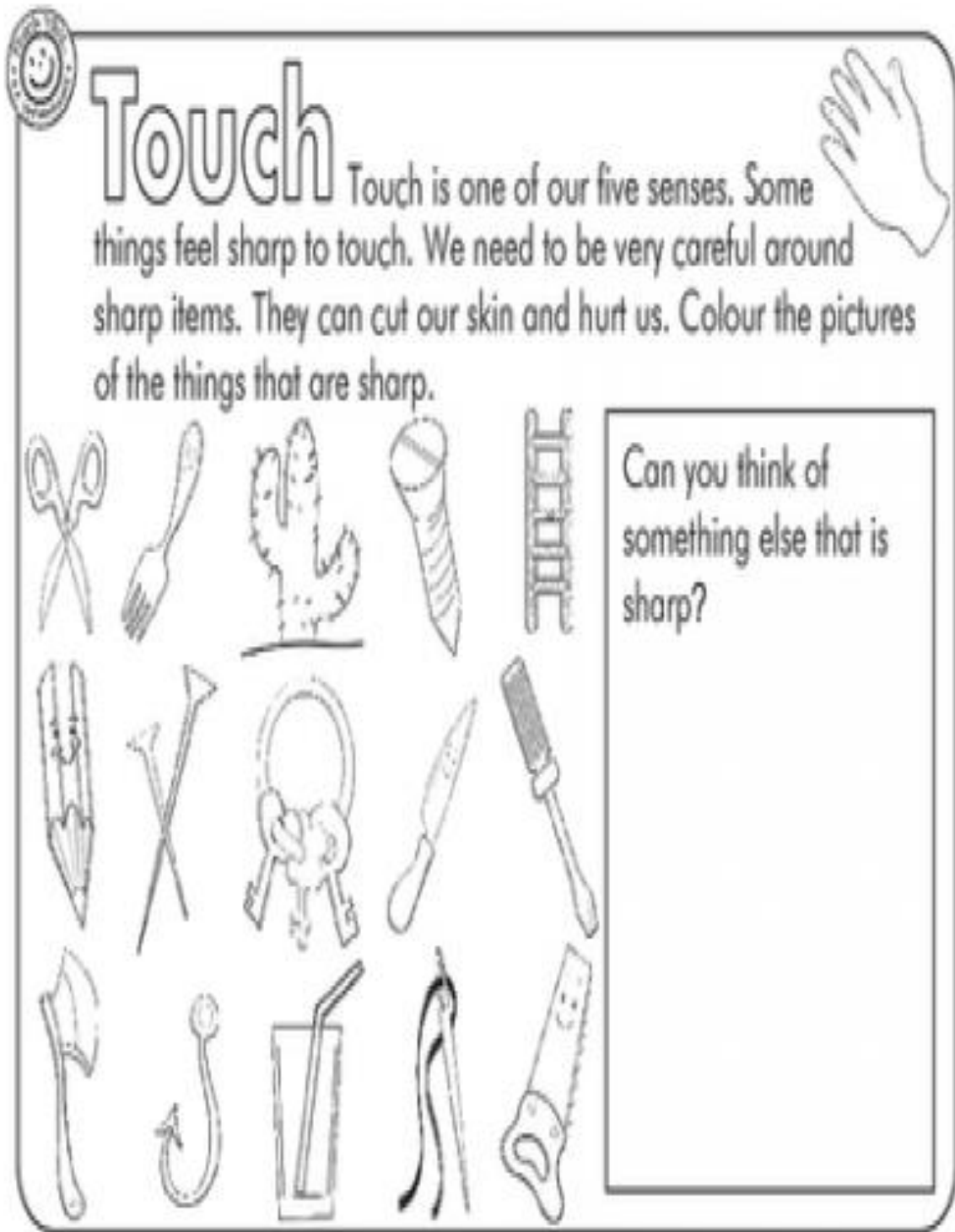
Name: _____

Section: _____

Subject: Science

Worksheet No: 6-

Topic: Touch and Sharp Things



Touch Touch is one of our five senses. Some things feel sharp to touch. We need to be very careful around sharp items. They can cut our skin and hurt us. Colour the pictures of the things that are sharp.

Can you think of something else that is sharp?

ST. MARY'S ACADEMY

CLASS 2

Name: _____






Section: _____

Subject: Science

Worksheet No: 7-

Topic: Healthy Eating

1. Name the foods drawn below and colour them:



2. Mark the following as True (T) or False (F):

1. Have a good nutrition is important for your body and brain.
2. You need food to feel active and strong.
3. Chicken, and eggs are proteins.
4. Three meals a day are enough for a good nutrition.
5. A good snack to eat between meals is junk food.
6. Eating junk food can generate health problems.

ST. MARY'S ACADEMY

CLASS 2

Name: _____

Section: _____

Subject: Science

Worksheet No: 8-

Assessment Sheet

Q1. Define the function of the following organs:



Heart:



Brain:

Q2. Make a list of five healthy and Junk foods:

ST. MARY'S ACADEMY

CLASS 2

Q3. Name five senses and their organs:

ST. MARY'S ACADEMY

ST. MARY'S ACADEMY

CLASS 2

CLASS 2

URDU

ST. MARY'S ACADEMY

CLASS 2

Name: _____

Section: _____

Subject: Urdu

Worksheet No: 1-

اللہ نے بہت سی چیزیں بنائی ہیں۔ جن سے ساری دنیا سچ گئی ہے۔ یہ سب اللہ کی نعمتیں ہیں۔ ایسی 10 نعمتوں کے نام لکھیں۔

الفاظ کے معانی لکھیں۔

مولا:

داتا:

ناتا:

حیوان:

جان قربان کرنا:

مناسب لفظ لگا کر جملے مکمل کریں۔

میرے مولا میرے ----- 1-

باغوں میں پھل ----- لگائے 2-

نیک بنا دے ----- بنا دے 3-

ہم کو ----- راہ دکھا دے 4-

نظم "حمد" صفحہ: 7 پہلی تین لائنیں ہجے کر کے پڑھیں اور جو لفظ مشکل لگے اس کے نیچے لائن لگا دیں۔

ST. MARY'S ACADEMY

CLASS 2

Name: _____

Section: _____

Subject: Urdu

Worksheet No: 2-

- ہر لفظ کو 5 بار لکھیں

پھاڑ -----

پہل -----

پھول -----

انسان -----

ان نعمتوں کی تصاویر بنائیں۔

سورج۔

چاند۔

ستارے۔

پودے۔

درخت۔

جواب دیں۔

س: دنیا کی ہر نعمت کس نے عطا کی ہے؟

ج:

ST. MARY'S ACADEMY

CLASS 2

Name: _____

Section: _____

Subject: Urdu

Worksheet No: 3-

-جملے بنائیں-1

داتا:

مالک:

سجائی:

انسان:

جواب دیں۔

س: ہم اپنے کام کیسے سنوار سکتے ہیں؟

جواب:-----

ہر لفظ کو 5 بار لکھیں۔

حیوان -----

بھٹکے -----

محتاجوں -----
دیس -----

اب ان کی املاء لکھوائی جائے۔

صفحہ 7: لائن نمبر 7'8'9'10 تین تین بار پڑھیں -

مشکل الفاظ کے نیچے لائن لگائیں۔

ST. MARY'S ACADEMY

CLASS 2

Name: _____

Section: _____

Subject: Urdu

Worksheet No: 4-

واحد کے جمع لکھیں۔

بکرا-----

مرغا-----

گھوڑا

-----چوزه

_____کوا

مذکر کے مؤنث لکھیں۔

-----ابو

چچا

-----خالو

-----ماموں

بھائی-----

اپنے بارے میں پانچ لائنیں لکھیں) اور بتائیں اپنا نام، عمر، پسندیدہ چیزیں، وغیرہ)

This image shows a sheet of handwriting practice paper. It features a large, light gray watermark in the top left corner that reads 'STW'. The page is filled with ten sets of horizontal lines for writing practice. Each set consists of three lines: a solid top line, a dashed middle line, and a solid bottom line. These sets are arranged vertically across the page, providing a guide for letter height and placement.

ST. MARY'S ACADEMY

CLASS 2

Name: _____

Section: _____

Subject: Urdu

Worksheet No: 5-

ہر چیز کا کوئی نہ کوئی نام ہوتا ہے ، اسے اسم کہتے ہیں۔ "حمد" میں سے کوئی سے-1
اسم چن کر لکھیں۔

جملے بنائیں۔

----- عقل:

----- محتاج:

----- حیوان....:

الفاظ کے الٹ لکھیں۔

----- بڑا۔

----- کالا۔

----- نیچے۔

----- دن۔

----- آج۔

آپ نے اپنے گھر میں کون سا پرندہ یا جانور پال رکھا ہے؟ آپ اسے کھانے کو کیا دیتے ہیں؟
(دو لائنیں لکھیں)

حمد "کو روز پڑھیں اور زبانی یاد کریں۔"

ST. MARY'S ACADEMY

CLASS 2

Name: _____

Section: _____

Subject: Urdu

Worksheet No: 6-

وہ 'کے اضافے سے جمع بنائیں۔' 1-

پہاڑ پہل

پھول ----- انسان -----

..... حیوان کام

----- راه ----- نام -----

آسمان پر نظر آنے والی 5 چیزوں کے نام لکھیں۔

زمین پر نظر آنے والی 5 چیزوں کے نام لکھیں۔

جملے بنائیں۔

میں ::-----

بسم:

سب:-----

ST. MARY'S ACADEMY

CLASS 2

Name: _____

Section: _____

Subject: Urdu

Worksheet No: 7-

ورکی شیٹ برائے جماعت دوم-----07

خود آزمائی

نیک بنا دے ----- بنا دے

ہم کو سیدھی ----- دکھا دے

باغوں میں پھل ----- لگائے

س۔ علم سکھانے والا کون ہے؟

-----ج

س۔ آپ کون سی جماعت میں پڑھتے ہیں؟

-----ج

س۔ آسمان پر کیا نظر آتا ہے؟

-----ج

س۔ زمین پر کیا نظر آتا ہے؟

-----ج

ST. MARY'S ACADEMY

CLASS 2

کیا آپکو "حمد زبانی یاد ہے؟

ان الفاظ کو جملوں میں کیسے استعمال کریں گے؟

داتا:-----

ہم:-----

انسان:-----

حیوان:-----

ST. MARY'S