




Saint Mary's Academy

Task 2
Class Prep



Note

Respected Parents,

Revision of Task 1 is must because Task 2 is based on it .There is continuity in these tasks . Help your child to practice this work on the worksheets. After sufficient practice the students can do both the tasks in the school note books in the sequence . Parents can contact the teachers on their WhatsApp number for guidance.

Thank You!

Urdu 01

جماعت: پیر پپ

①

تاریخ: _____

گھر کا کام _____

دن: _____

خالی جگہ پُر کریں:

ا	پ	ت
ج	ح	
د	ذ	ر
س	ص	
ط	ع	ف
ک	ل	ن
ہ		

جماعت: پیر پپ

②

تاریخ: _____

گھر کا کام _____

دن: _____

چھوٹی اشکال لکھیں:

ب	پ
پ	پ
ح	ح
ش	ش
ض	ض
غ	غ
ف	ف

③

دانت لکھو

نام لکھو

گھر کا کام

دن

* کالم ملائیں:

ب	خ
خ	ب
س	ض
ض	س
ف	ق
ق	ف
ک	ر
ل	ر

④

دانت لکھو

نام لکھو

گھر کا کام

دن

* نقطہ والے حروف لکھیں:

ب ب پ

خ

س

ض

ف

ق

ک

ل

* بغیر نقطوں والے حروف لکھیں:

ب ب پ

خ

س

ض

ف

ق

ک

ل











جملات: سیریب

تاریخ: _____

گھر کا کام

5

تصویر کا پہلا حرف لکھیں:

_____		_____	
_____		_____	
_____		_____	
_____		_____	
_____		_____	

جملات: سیریب



تاریخ: _____

گھر کا کام

6

* حروف علت/مقوتے (Vowels) لکھیں:
 اوپر سے دیکھ کر حروف علت/مقوتے لکھیں اور
 تصویر پر انک بھریں:

و ی ا

	_____	_____	_____	_____
	_____	_____	_____	_____

7 جماعت: پیرپ

تاریخ: گھر کا کام

دن:

* توڑ کے جوڑ لکھیں (تمام حروف کو 'ا' کے ساتھ ملائیں)

توڑ	جوڑ
پ + ا	پا
ج + ا	
س + ا	
ڈ + ا	
ل + ا	
م + ا	

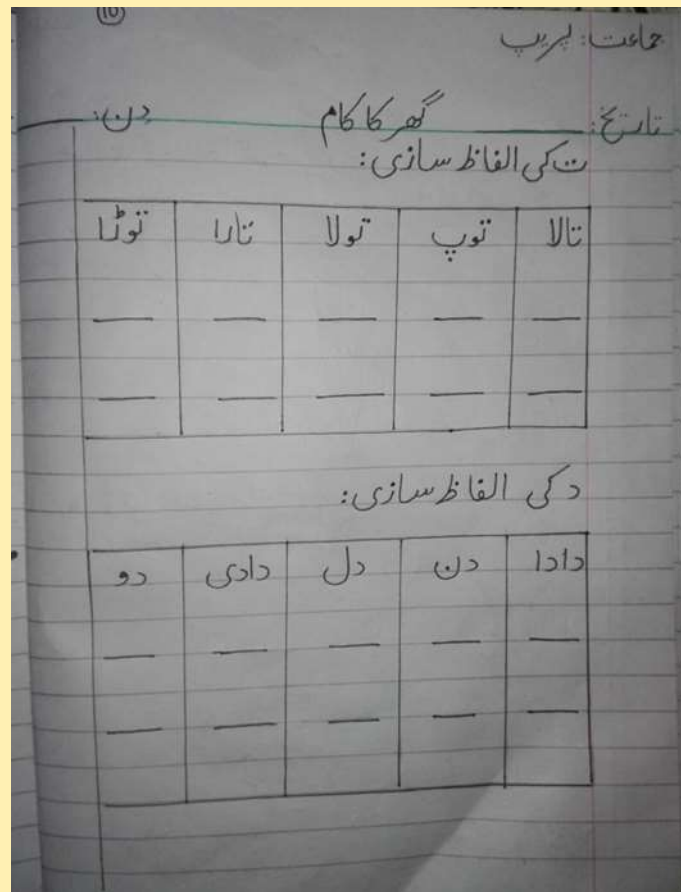
8 جماعت: پیرپ

تاریخ: گھر کا کام

دن:

'ا' اور 'و' کی پٹیاں بنائیں:

حروف	ا	و
ب	با	بو
ح		
ذ		
ش		
ص		
ع		
ف		



12

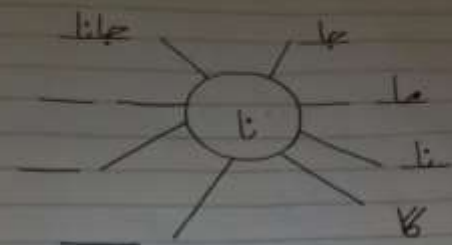
تھ کا کام

الفاظ کے جملے بنائیں (یہ/وہ کا استعمال)

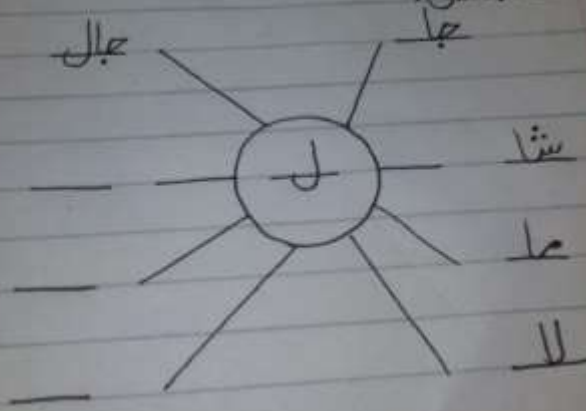
الفاظ	نمونه
باجا	 وہ باجا ہے۔
جالا	 یہ جالا ہے۔
تارا	
تاج	
تالا	
غار	

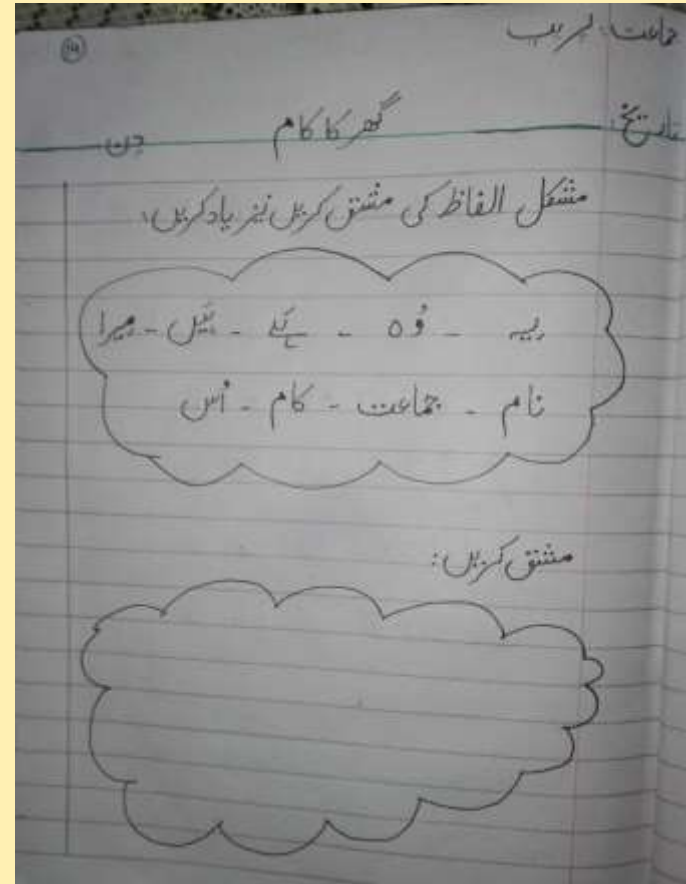
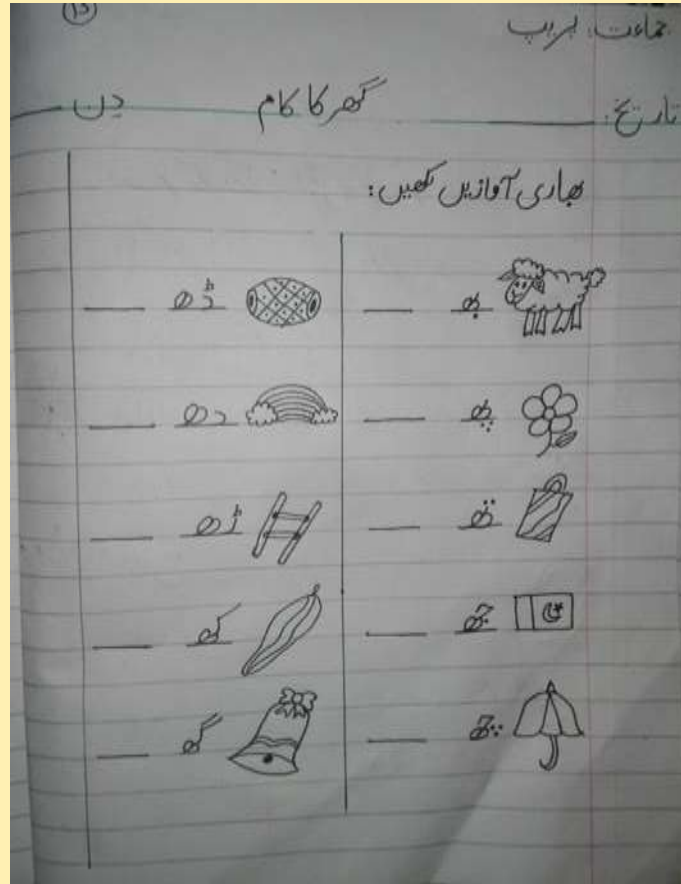
۴۶۶

• لفظ ہائیں :



* فقط بنائیں:





(۱۵)

جماعت: ہریپ

نام: _____ گھر کا کام: _____

گنتی: (نقطوں کو ملائیں اور رنگ بھر لیں)

۱	ایک	۱
۲	دو	۲
۳	تین	۳
۴	چار	۴
۵	پانچ	۵

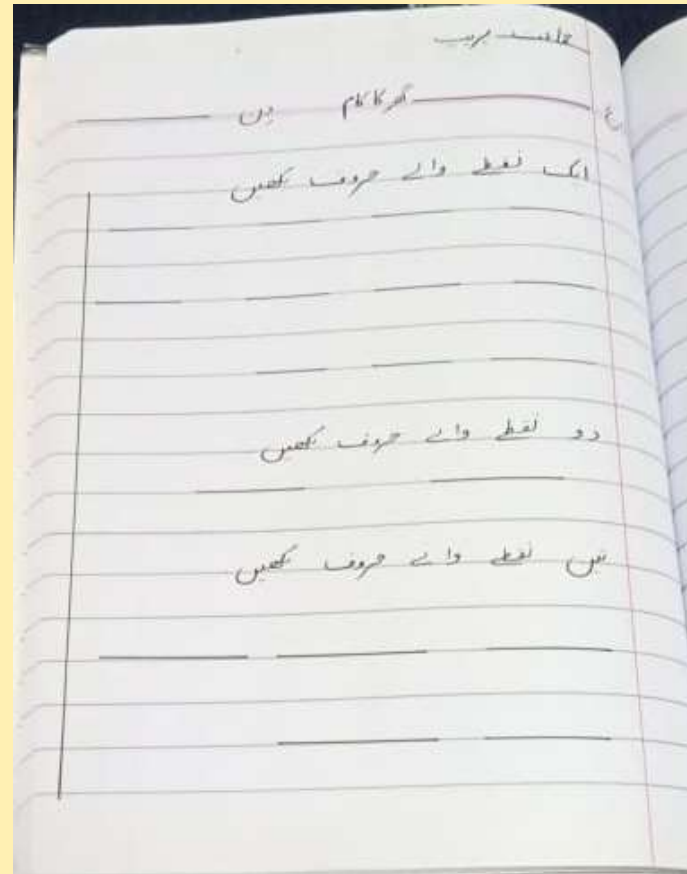
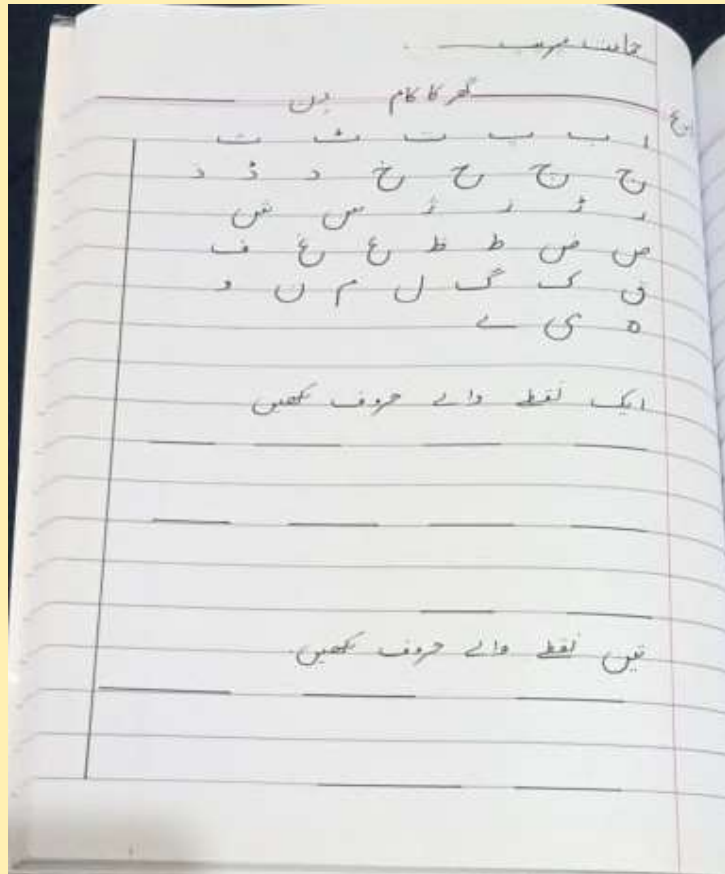
(۱۶)

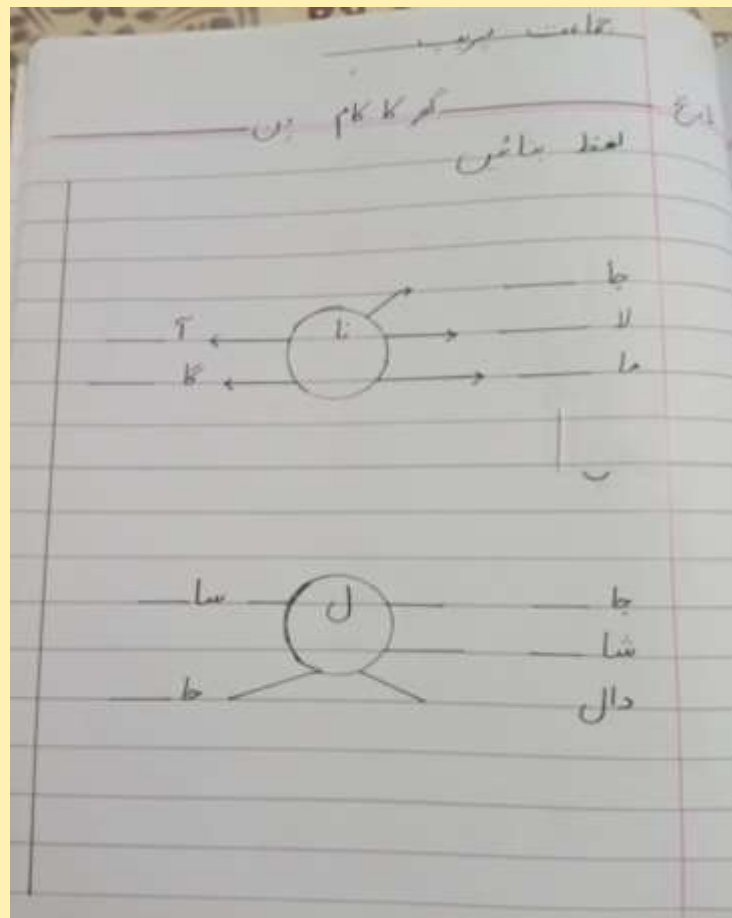
جماعت: ہریپ

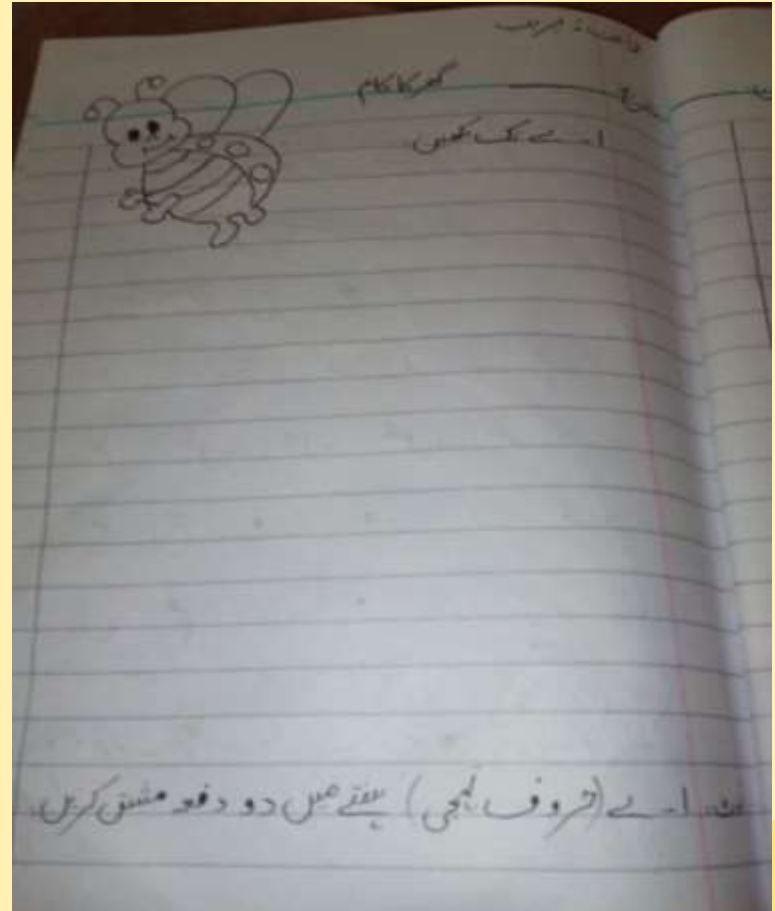
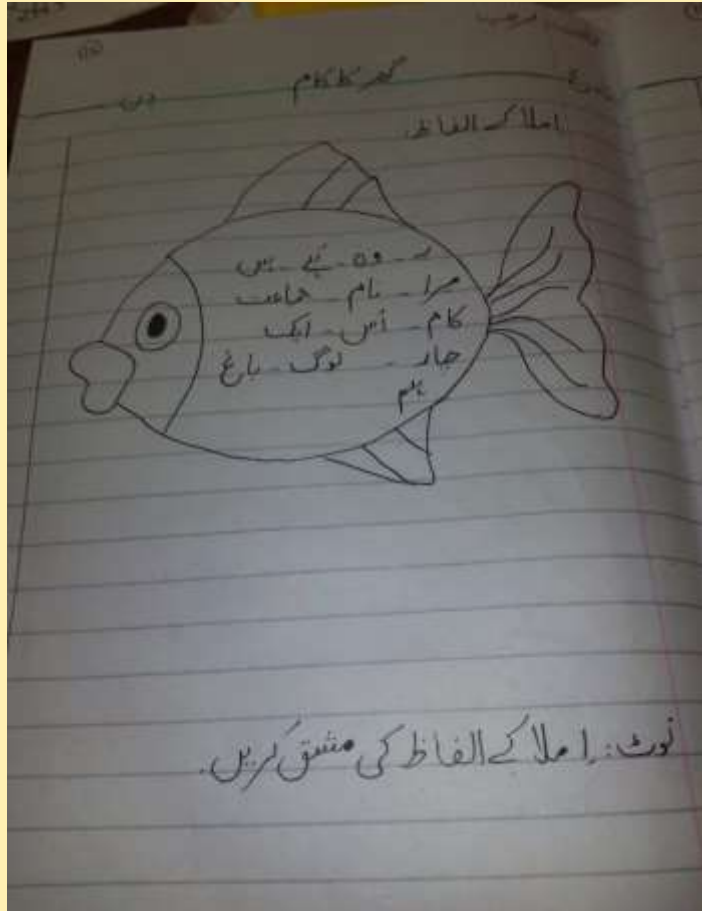
نام: _____ گھر کا کام: _____

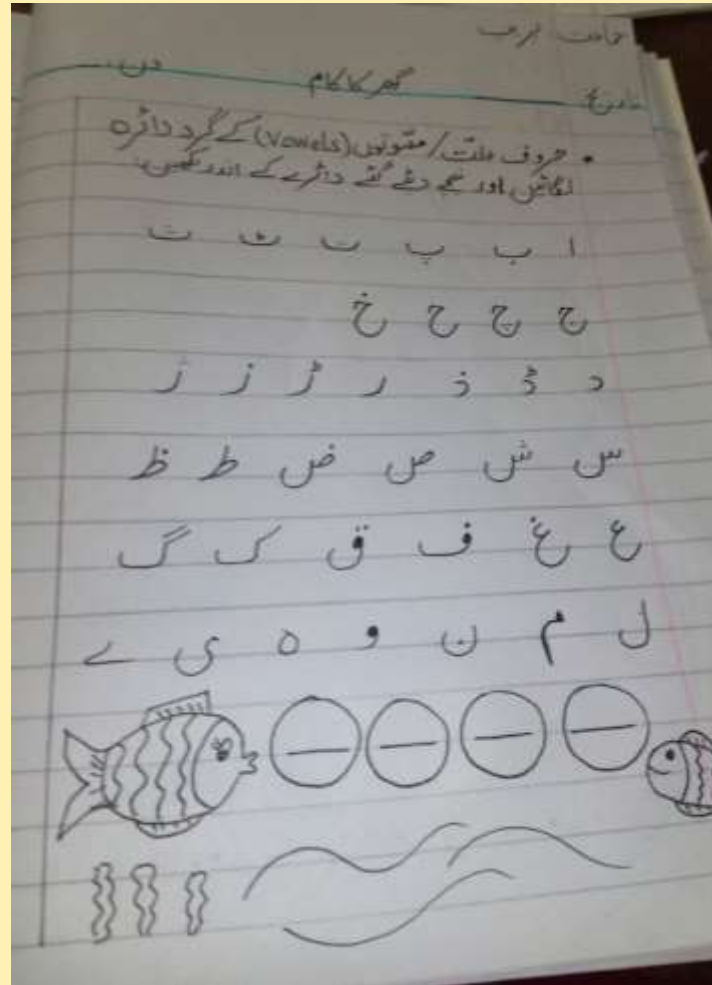
املا کے الفاظ:













[illegible][illegible][illegible][illegible][illegible]

The background is a light yellow color with a pattern of yellow hexagons. Some hexagons are solid yellow, while others are outlined in white, creating a honeycomb-like effect. The hexagons are arranged in a staggered grid pattern.

02

English



Class: Prep

Date: _____ H.W. _____ Day: _____

Find the vowels and write them in the spaces below

a b c d e f g

h i j k l m n







o p q r s t u

v w x y z

Class: Prep

Date: _____ H.W. _____ Day: _____

Write a / an in the blanks.

1. It is _____ ball. 
2. I like to eat _____ ice-cream. 
3. This is _____ toy car. 
4. It is _____ umbrella. 
5. It is _____ kite. 
6. I like to eat _____ apple. 

Class: Prep

Date: _____

H.W

Day _____

Picture Description

My cat



1. It is a cat.
2. It eats rats.
3. It sits on the mat.

Learn and Practice

Date: _____

H.W

Day _____

Learn and Write

Picture Description

My Bag

1. It is a bag.
2. It is my bag.
3. Its colour is red.
4. I like my bag.



Date _____ HW _____ Day _____





Words	Sentences
fan	
mat	
bin	
leg	
bag	
red	
bat	

(write twice)

Class: Prep

Date _____ HW _____ Day _____

Write a / an in the blanks.

1. It is _____ ball. 
2. I like to eat _____ ice-cream. 
3. This is _____ toy car. 
4. It is _____ umbrella. 
5. It is _____ kite. 
6. I like to eat _____ apple. 








Class: Prep	
Date: _____	H-W Day: _____
Words	Sentences
bag	
mat	
tree	
bat	
hat	
run	
big	
hot	

Date: _____		H-W Day: _____	
Words		Sentences	
 bun		It is a bun.	
 car		I have a toy car.	
 mug		This is a mug.	
 hat		This hat is blue.	
(write it)			


Date: _____ HW: _____ Day: _____

Fill in the blanks.

Use of a / an

1. It is _____ ball. 
2. It is _____ igloo. 
3. It is _____ pen. 
4. It is _____ apple. 
5. It is _____ orange. 
6. It is _____ car. 
7. It is _____ umbrella. 

Date: _____ HW: _____ Day: _____

Singular	Plural
cup	cups  
book	books  
cat	cats  
ball	balls  
tree	trees  
star	stars  

Date	HW	Day
Words	Opposites	
dirty	practice	
thick		
empty		
long		
heavy		
cold		
in		

write twice

Date	HW	Day
Three	Letter	words
un	words	
sun		
bun		
fun		
run		
gun		

write and learn it



03

Maths



Class. Rep

Date: _____

Day: _____

Write numbers in words

T.O

1 one

2 two

3 three

4 four

5 five

6 six

7 seven

8 eight

Date: _____

Day: _____

What comes between... ? (0-30)

T.O

T.O

T.O

5

7

8

10

11

13

14

16

17

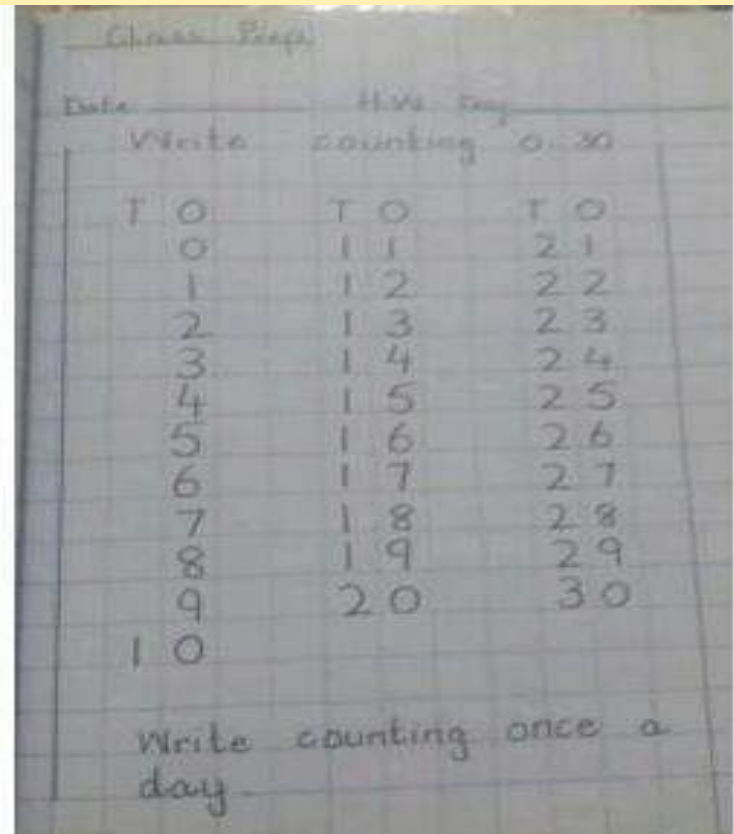
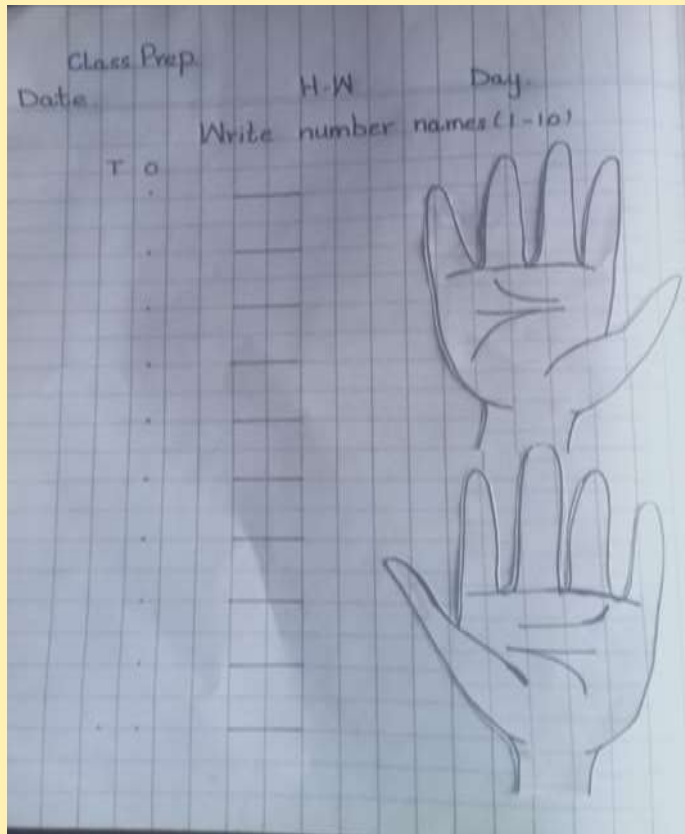
19

25

27

28

29



Class Prep

4.5.20

H.W

Monday

Write counting 0-30

T 0	T 0	T 0	T 0
0	10	20	30
1	11	21	
2	12	22	
3	13	23	
4	14	24	
5	15	25	
6	16	26	
7	17	27	
8	18	28	
9	19	29	

Write twice.

Learn it.

Class Prep

5.5.20

H.W

Tuesday

Write backwards

T 0
1 0
9
8
7
6
5
4
3
2
1
0

T 0
.
.
.
.
.
.
.
.
.
.
.
.

Counting (10-0)

T 0
.
.
.
.
.
.
.
.
.
.
.
.

Learn it.

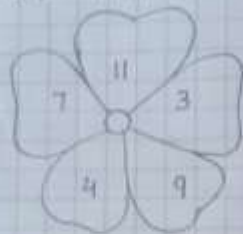
Class Prep.

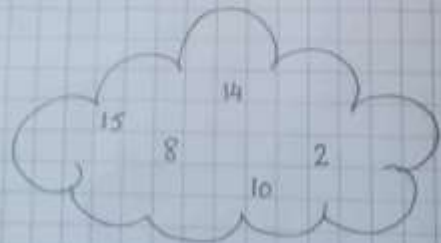
7.5.20

H.W

Thursday

Write numbers in Order (1-15)





Write twice
learn it.

Class Prep.


11.5.20

H.W

Monday

o'clock.

What time is it?



It is o'clock



It is o'clock.








It is o'clock



It is o'clock

Class Prep
 15.20 H.W Friday
 Write shapes name and colour.

<u>circle</u>	_____	
<u>square</u>	_____	
<u>triangle</u>	_____	
<u>rectangle</u>	_____	
<u>oval</u>	_____	

Class Prep
 Date. H.W. Day.

What comes after?

T 0	T 0
3	_____
7	_____
9	_____
1 3	_____
1 7	_____

Class: Prep

Date: _____

Day: _____

What comes after? (0-30)

T 0	T 0
2	_____

3	_____
---	-------

9	_____
---	-------

1 7	_____
-----	-------

2 0	_____
-----	-------

2 3	_____
-----	-------

2 8	_____
-----	-------

Class Prep.

12.5.20

H.W

Tuesday

Write counting 0-40.

T 0	T 0	T 0	T 0	T 0
0	10	20	30	40
1	11	21	31	
2	12	22	32	
3	13	23	33	
4	14	24	34	
5	15	25	35	
6	16	26	36	
7	17	27	37	
8	18	28	38	
9	19	29	39	

Write twice..

Learn it..

Class Prep.

14.5.20

H.W

Thursday

Addition Sums.


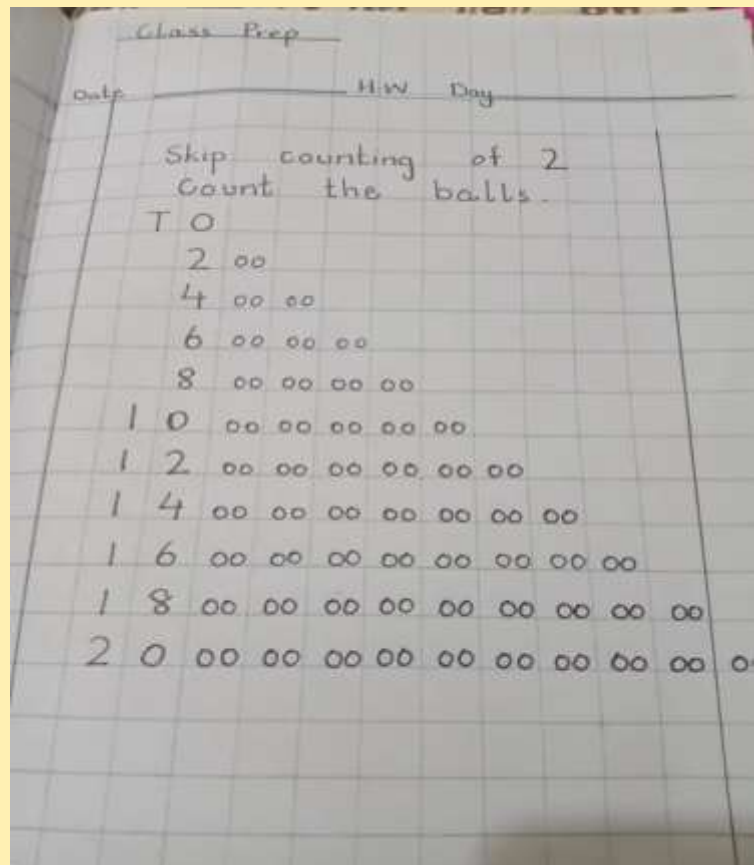
$$\begin{array}{r} : \\ 2 + 1 = \end{array} \begin{array}{r} \cdot \\ \cdot \end{array} \begin{array}{r} T O \\ \cdot \end{array}$$

$$\begin{array}{r} : \\ 2 + 2 = \end{array} \begin{array}{r} : \\ \cdot \end{array}$$

$$\begin{array}{r} :: \\ 4 + 1 = \end{array} \begin{array}{r} \cdot \\ \cdot \end{array}$$


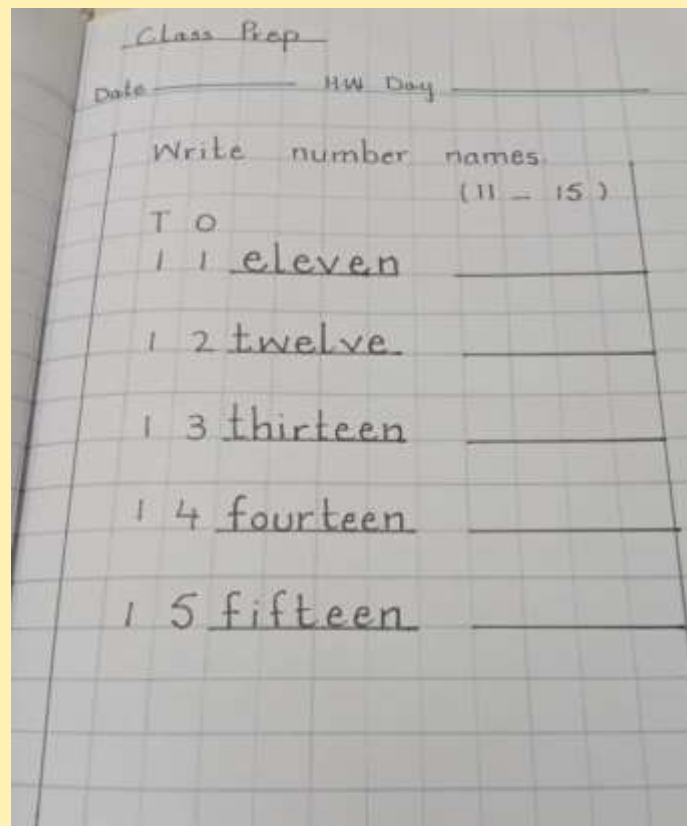
$$\begin{array}{r} :: \\ 3 + 3 = \end{array} \begin{array}{r} :: \\ \cdot \end{array}$$

$$\begin{array}{r} :: \\ 3 + 4 = \end{array} \begin{array}{r} :: \\ \cdot \end{array}$$



Class Prep			
Date	H.W Day		
Skip counting of 2.			
Use yellow colour in the circles.			
T O	T O	T O	
1	1 1	2	
(2)	(1 2)	4	
3	1 3	6	
(4)	(1 4)	8	
5	1 5	10	
(6)	(1 6)	12	
7	1 7	14	
(8)	(1 8)	16	
9	1 9	18	
(10)	(2 0)	20	

Class Prep			
Date	H.W. Day		
Skip counting of 2			
circle the correct numbers.			
write them again.			
T O	T O	T O	
1	1 1	.	
2	1 2	.	
3	1 3	.	
4	1 4	.	
5	1 5	. .	
6	1 6	. .	
7	1 7	. .	
8	1 8	. .	
9	1 9	. .	
1 0	2 0	. .	



Date: _____

Day: _____

Time: O'clock.

What is the time?



It is _____ o'clock.



It is _____ o'clock.

- Activity : Cut the shapes and paste them in front of their names.

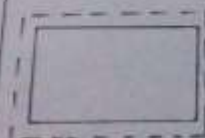
triangle

circle

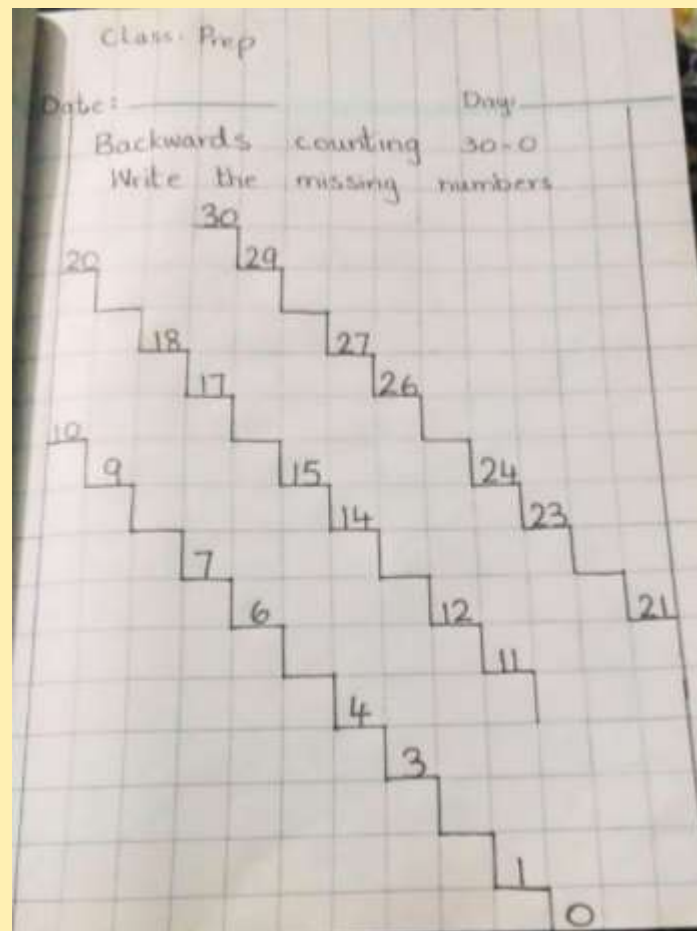

square

oval

rectangle

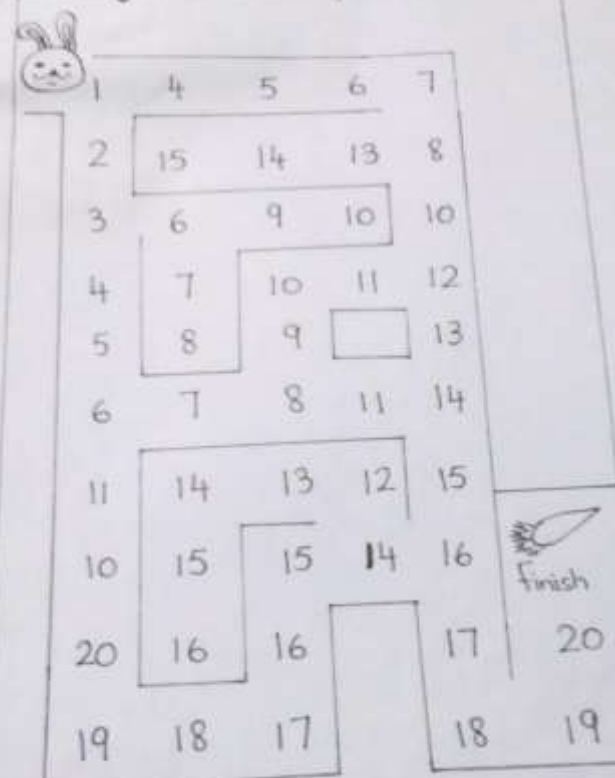


2. Activity: Counting 0-40



Class : Prep

1. Activity Follow the path 1-20.



1 4 5 6 7

2 15 14 13 8

3 6 9 10 10

4 7 10 11 12

5 8 9 13

6 7 8 11 14

11 14 13 12 15

10 15 15 14 16

20 16 16 17 20

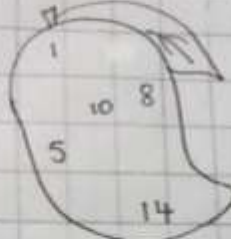
19 18 17 18 19

Finish

Class : Prep

Date : _____ Day : _____


Put the numbers in order 1-15



T	O

T	O

T	O

The background of the slide is a light yellow color with a decorative pattern of yellow hexagons of varying sizes and orientations, some of which are partially cut off by the edges of the frame.

General
Knowledge

04

Activity

Describe the Weather in each picture



15-6-2020

CW

June

Monday




Weather

- 1 sunny
- 2 cloudy
- 3 rainy
- 4 partly cloudy
- 5- snowy

Learn and practice

Activity

Label the seasons



8-6-2020

C-W

June

Monday

Seasons

1. spring
2. summer
3. autumn
4. winter

Learn and practice.

Activity

Label the Fruits



6/6/2020

C.W

June

Monday

Fruits

1. apple

2. orange

3. pear


4. mango

5. grapes

Learn and practice

Activity

Family Tree



11-5-2020

CW

May

Monday

The Family

- 1 Father
- 2 Mother
- 3 Brother
- 4 Sister
- 5 Grand father
- 6 Grand mother

Learn and practice

Activity

Label the parts of human body



25-5-2020

CW

May

Monday

Parts of Human Body.

- | | | |
|---|------|----------|
| 1 | eye | 10. knee |
| 2 | ear | |
| 3 | nose | |
| 4 | neck | |
| 5 | hand | |
| 6 | leg | |
| 7 | feet | |
| 8 | face | |
| 9 | hair | |

Learn and practice.

Activity

Draw / paste your picture.

24-5-2020

CW

May

Monday

My Self

- 1- Draw or paste your picture.
- 2- My name is _____.
- 3- I am _____ years old.
- 4- I am a _____ boy.

Learn and practice

Activity

Name and colour these .



18-5-2020

CW June

Monday

Neat and clean

- 1 Broom
- 2 Soap
- 3 Nail cutter
- 4 Towel
- 5 Tap
- 6 Washing powder

Learn and practice